

2 M 2-wire passive IR switch

Description

2 wire switch with passive infrared movement sensor, suitable for all types of loads, including LED lamps.

Variable threshold twilight sensor with possibility of exclusion.

Switch off delay circuit, adjustable from 10 seconds to 10 minutes.

It has a selector switch for operating type ON - AUTO - OFF.

It is possible to choose between two types of configuration:




1. visible selector switch
(install the selector switch supplied and use the cover plate item KW/KG/KM17SL);
2. hidden selector switch
(do not install the selector switch supplied and use the cover plate item KW/KG/KM17).



Related items

- KW17 Cover plate for 2-module IR switches without selector switch, white colour
- KG17 Cover plate for 2-module IR switches without selector switch, black colour
- KM17 Cover plate for 2-module IR switches without selector switch, sand colour
- KW17SL Cover plate for 2-module IR switches with selector switch, white colour
- KG17SL Cover plate for 2-module IR switches with selector switch, black colour
- KM17SL Cover plate for 2-module IR switches with selector switch, sand colour

Technical data

Power supply: 110 – 240 Vac; 50/60 Hz
 Cable section: 2 x 2,5 mm²
 Operating temperature: 0 – 40 °C

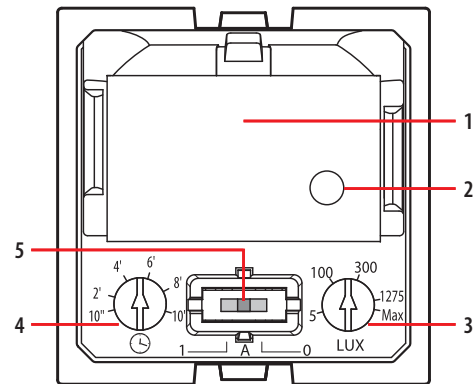
Loads	 Filament lamp or halogen lamp		 LED lamp		 Fluorescent compact	
	240V ~	Max. 250 W Min. 3 W	1 A 0,02 A	Max. 100 W Min. 3 W	0,4 A 0,02 A	Max. 100 W Min. 3 W
110V ~	Max. 125 W Min. 3 W	1 A 0,02 A	Max. 50 W Min. 3 W	0,4 A 0,02 A	Max. 50 W Min. 3 W	0,4 A 0,02 A

Loads	 Electronic transformer		 Ferromagnetic transformer	
	240V ~	Max. 250 W Min. 3 W	1 A 0,02 A	Max. 250 W Min. 3 W
110V ~	Max. 125 W Min. 3 W	1 A 0,02 A	Max. 125 W Min. 3 W	1 A 0,02 A

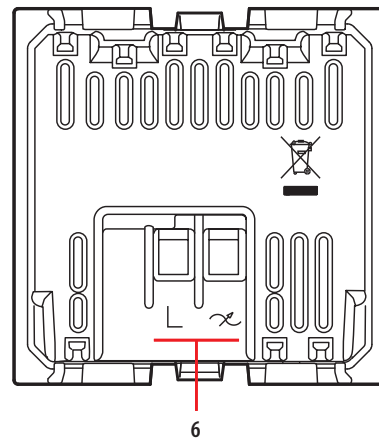
Dimensional data

Size: 2 flush mounted modules.

Front view



Rear view

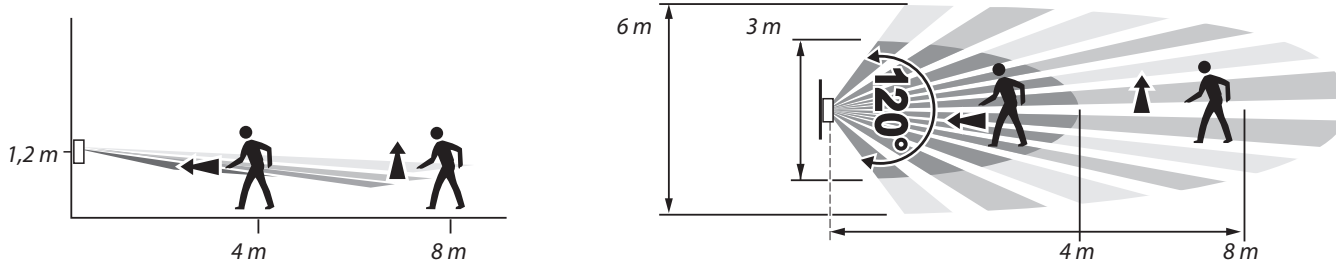


Legend

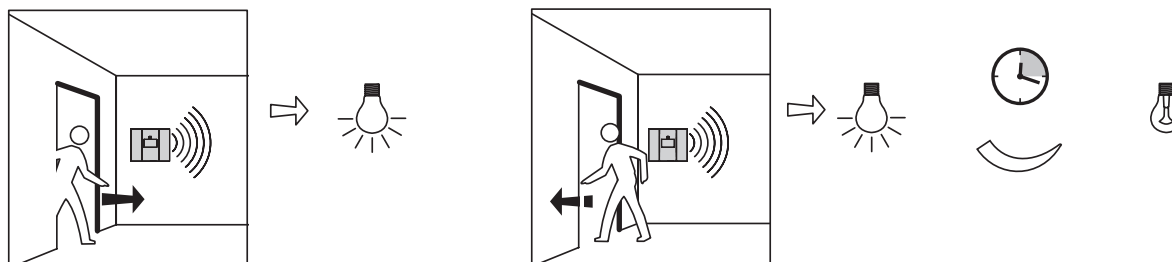
1. PIR sensor
 2. Lighting sensor
 3. Brightness adjustment from 5 lux to 1275 lux
Max*: Test mode
 4. Timing adjustment from 10 sec.* to 10 min.
 5. ON - AUTO - OFF switch
1: forced switching ON
A: ON/OFF auto
0: forced switching OFF
 6. Connection clamps
- * Factory settings

2 M 2-wire passive IR switch

Volume coverage



ON/OFF Auto function (factory setting)



Configuration

Operation with detector

AUTO Mode:

Switching on is automatic when a presence is detected in case of insufficient natural light.
Switching off is automatic if no presence is detected by the end of the set time, or if natural light is sufficient.
Each new detection causes an automatic activation if the light is insufficient.

ON-manual Mode:

The user must activate it manually and the load stays on permanently.

OFF-manual Mode:

The user must activate it manually and the load stays off permanently, also in case of valid request from auxiliary input pushbutton.

Operation with two detectors in parallel

Factory brightness adjustment (max. value)

Detector switch position No. 1 (D1)	Detector switch position No. 2 (D2)	Passage in front of detector no. 1	Passage in front of detector no. 2	Status of the load
ON	---	XX	XX	Permanent ON
---	ON	XX	XX	Permanent ON
AUTO	AUTO			OFF
AUTO	OFF			OFF
AUTO	AUTO	X		Timed ON (value D1)
AUTO	OFF	X		Timed ON (value D1)
AUTO	AUTO		X	Timed ON (value D2)
AUTO	OFF		X	OFF
AUTO	AUTO	X	X	Timed ON (D1 or D2 max. value)
AUTO	OFF	X	X	Timed ON (value D1)
OFF	AUTO			OFF
OFF	AUTO	X		OFF
OFF	AUTO		X	Timed ON (value D2)
OFF	AUTO	X	X	Timed ON (value D2)
OFF	OFF	XX	XX	Permanent OFF

X Only one case: physical passage in front of the detector

XX Two possible cases: no passage or physical passage in front of the detector

--- Identification of the three possibilities / ON / AUTO / OFF

2 M 2-wire passive IR switch

Wiring diagrams

