

# Axolute



CATALOGUE

AXOLUTE  
**THE ORIGINAL**  
Design and technology



## Index

<p><b>5-17</b> Design</p>	<p>Axolute AIR - Thin like no other 6            Axolute AIR - Standard installation 8            Axolute Monochrome 10            Axolute White &amp; Nighter 12            Axolute finishes 14            Axolute customisations 16</p>	
<p><b>18-35</b> Technology</p>	<p>Switch features 20            New Axial controls 21            New flat socket 22            New TV sockets 23            New induction and USB chargers 24            Removable torch 25            The light used at the right time 26            Axolute energy efficiency 28            Smarter, the connected thermostat with integrated Wi-Fi 29            MyHOME_Up 30            Axolute in the hotel 34</p>	
<p><b>36-41</b> For each standard</p>	<p>Axolute + universal standard 38            New plasterboard box 40            Axolute + universal cover 41</p>	
<p><b>42 -112</b> Catalogue</p>	<p>Axolute wiring devices 43            Connected home 66            Axolute MyHOME_Up 71            Cover plates: colours and installations 84</p>	
<p><b>113 -117</b> Dimensional data</p>		



# AXOLUTE

# Axolute **Air**

## THIN LIKE NO OTHER

**only 3.5mm thinness**



### **Metal**

Sturdy, strong, consistent  
and long-lasting

### **Efficient Lines**



very clean geometries, attention  
to detail and smooth surfaces

### **Axolute keys**

with glossy-finish:  
white, tech, anthracite

**AXOLUTE AIR**  
 It's the new and really thin Axolute range.  
 In line with modern design trends.

AXOLUTE White - HD



Tech - HC



Anthracite - HS

## MATT WHITE

The MATT WHITE cover plate can also be painted with house paint.




The MATT WHITE cover plate can also be painted with house paint.

After painting the cover plate



Axolute **Air**  
STANDARD  
INSTALLATION

2 modules



4 modules



3+3 modules



6 modules




**THE VARIETY OF THE MODULES**

**makes it extremely versatile** (2, 3, 4, 6, 3+3) and its compatibility with MyHOME completes the flexibility of application.

**STANDARD INSTALLATION**

**The installation of Axolute AIR is really simple:**

the cover plates are mounted on the normal flush-mounting boxes and plasterboard (minimum depth 50 mm).



Standard boxes



Dedicated supports



All the functions of the AXOLUTE catalogue



AIR cover plates



AXOLUTE  
MONOCHROME  
A WORTHWHILE **LUXURY.**



Devices and cover plate  
with White finish




Devices and cover plate  
with Tech finish



Devices and cover plate  
with Anthracite finish

The new monochrome  
cover plate  
in White, Tech,  
and Anthracite finish,  
coordinated with the controls.



Device, surround plate and  
cover plate in one single finish  
(White, Tech, or Anthracite).



Whice Control

# AXOLUTE WHICE & NIGHTER

MONOCHROMATISM AND GLASS:  
ABSOLUTE VALUE

**The brightness of the glass enhances the two most extreme colours.**

Only white and only black, in the cover plates and controls, mirror the excellence of appearance and technology.

Glass cover plates to be combined with light and dark AXOLUTE controls for a system coordinated in appearance

White glass cover plates




**AXOLUTE White**

Nighter black glass cover plates



**AXOLUTE Nighter**

Nighter Control



The Nighter and White controls are MY HOME devices which allow you to control: lights, rolling shutters, sound system, scenarios and basic door entry functions (e.g. opening the gate).

# AXOLUTE FINISHES

## Rectangular cover plates



### Aluminium

The main character of modern interior design. Minimum thicknesses and anodised or painted finishes, enhanced by diamond cuts on all edges.

### Wood

Warm and natural material. Available in the variants most used in elegant interior designs.

### Glass

A material that is both technologically advanced and natural. Processed into a sheet with a thickness of only 4 mm, with extreme precision and attention to detail.

### Stone

Depicting value. The natural material contrasts with the technological brightness of the keys. Two Italian stones of absolute value: Carrara marble and black slate.

Monochrome



Anodized



Aluminium



Stone



Woods



Lacquered



Glass



Nighter & White

## Elliptical cover plates

### Plastic

**The expression of design.**  
Modern technologies that enhance the colour and give the cover plate the brightness of water.

### Metals

**Depicting absolute value.**  
Classic finishes, like gold and silver, complemented with new technological paints matching the colours of the devices.



Metallized



White



Liquid



Glossy

# AXOLUTE COSTUMISATIONS

Unique, original and tailor-made

## SWAROVSKI

The cover plates made using Swarovski Elements, of high value, are fully handmade. They are made to special request.



MADE WITH  
**SWAROVSKI**  
ELEMENTS

AXOLUTE  
Swarovski  
crystal



AXOLUTE  
Swarovski  
light peach




The brightness of Swarovski Elements crystals to dress and enhance the switch with a unique and unmistakeable style

Available in the following modular constructions: 2, 3, 4 and 3+3 modules.

## TO ORDER

The customer can request aesthetic variations of the AXOLUTE cover plates listed in our catalogue. Three types of customisations are possible.



### 1. Tampography

All cover plates may be supplied with customised logos or symbols using one or more colours.

Inner frame with tech finish, matching tech keys



### 2. Inner frame

The chrome inner frame can be supplied in different colours: white, aluminium and anthracite (the same as AXOLUTE mechanisms), bright or satin gold. Maximum chromatic coordination and discretion.

European walnut rectangular cover plate



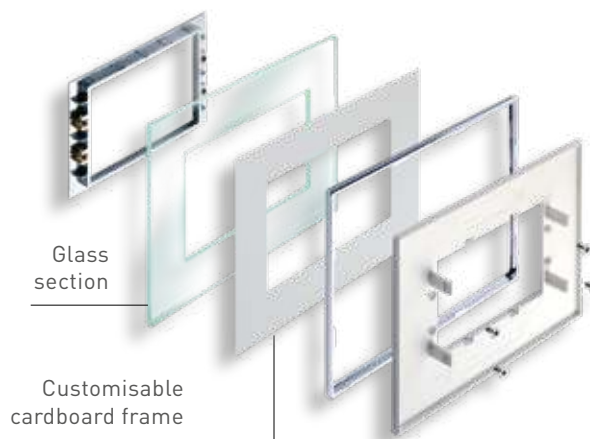
### 3. Wood

We can supply:

- rectangular maple, cherry and walnut cover plates
- elliptical wengè, teak, and ash cover plates both shapes can be supplied in mahogany, European walnut, oak, pear.

## KRISTALL VKA COVER PLATE

The Kristall VKA cover plate can be disassembled and the customer can insert under the glass metal sheets (copper, gold, silver), fabrics, embroideries, and wall coverings, for a unique effect. The glass section can become a template to give to the craftsman, who will be able to create a customised cover plate in the material chosen by the customer, provided this has a thickness of 4 mm.





# TECHNOLOGY

# SWITCH FEATURES

Faultless look  
for the AXOLUTE  
switch, thanks to:

**axial control /**

to ensure perfect  
planarity of the switch

**backlit gem /**

light blue for  
anthracite and tech controls,  
Opaline white for white controls.

## The AXIAL control

The axial control characterizes the design of the line. It ensures perfect planarity of the switch thanks to an advanced technology, synthesis of an extremely precise and sophisticated mechanical construction.



## SWITCH FEATURES

**Sweet click control**

Electronic control, giving the perception of a digital device, also in traditional type systems.



## ROCKER SWITCH

Traditional choice, is the ideal continuation of BTicino wiring devices offer.



# NEW AXIAL CONTROLS

REDUCED depth,  
SUPERIOR ergonomics



## THE THINNEST EVER.

The new axial control takes up the least space in the box: - **30% the size of the old axial**

- It is easy to install, in new systems and in refurbishments even **with boxes full of cables**
- it is perfect for installation with ultrathin cover plates and lower (Axolute and Livinglight) AIR supports

Surface-mounted

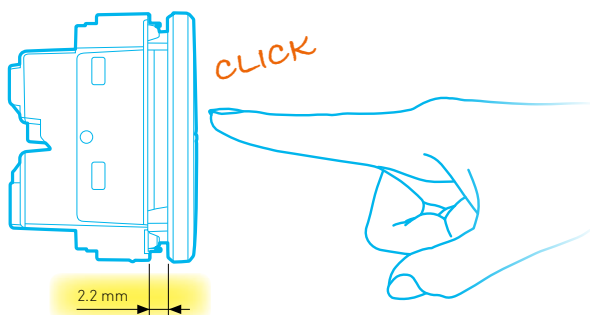


E.g. screw/plate in low AIR support version

## Ergonomic

The performance features of the new axial controls send sensations similar to the activation of an electronic control.

- **Reduction in the travel** for activation - **35%** (2.2 mm instead of 3.5 mm)
- **Reduction in the strength** required for the activation - **40%** (5N instead of 8/9N)
- **Reduction in the perceived** noise: **-18%**
- Optional backlighting with the **new LEDs**



## Universal: maximum performance

The new controls – 10 AX Mini Gap (contact distance reduced to 1.8 mm) – are suitable for all types of lamps **by controlling loads up to 2,500 W** and improving performance even in potentially critical situations (e.g. LED strips).

Brightness	220 +	400 +	700 +	900 +	1300 +
LED	4 W	6 W	10 W	13 W	18 W
CFL	6 W	9 W	12 W	15 W	20 W
Halogen	18 W	28 W	42 W	53 W	70 W
Standard	25 W	40 W	60 W	75 W	100 W

Table showing the type of lamp in relation to the relative load according to the brightness produced.

**NOTE:** The new axial controls make it possible to check loads up to 2,500 W (so 16AX are no longer necessary).

# NEW FLAT SOCKET

## Beautiful, practical and safe

The **new FLAT sockets**, German/Italian and French/Belgium standard (10/16 Amperes) compliant, **feature a moving front plate** that moves inwards when the plug is inserted.

### This feature ensures:

- perfect planarity of the light point also with the German/Italian standard sockets, adding value to the installation, which will perfectly match

- the sophisticated and prestigious standards of AIR Axolute and LivingLight
  - more practicality because the easy to see holes make inserting the plug easy.
- It also perfectly adapts to all types of sockets used in Italy (C, L, F type with straight or 90° cable).
- more cleanliness because dust and grease do not accumulate inside the sockets.




### Features

- Body aligned with the controls and the cover plate.
- Movable wall aligned with the body . It goes in when the plug is inserted and realigns when the plug is taken out.
- Earth contacts always protected for greater safety.

### LED backlighting of the holes

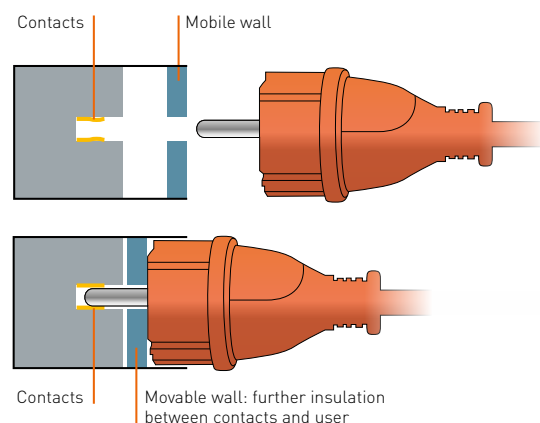
Appropriate housings at the bottom of the enclosure ensure easy LED wiring. The LED is optional and is available in 4 colours: white, blue, green, orange.



### MORE SAFETY

The **FLAT** socket guarantees more safety and protection than all the other sockets on the market thanks to:

- greater distance between movable wall and contacts when the plug is not inserted (the movable wall only lowers when the plug is plugged in)
- safety system which prevents people putting foreign objects into the plug entrance holes
- the movable wall returns to its original position on removing the plug, thus activating the safety system
- earth contacts always protected.



# NEW TV SOCKETS

A simple range for advanced performances

## OPTIMUM PERFORMANCES AND CONFORMITY

Low attenuation, optimised over the requirements of the EN50083-4 standard (<1 dB in DVBT and Satellite Band). Suitable also for the new television devices in UHD (Ultra High Definition). Reduction of the amplification required for the operation.

All new TV sockets comply with European reference standards (EN 50083-2, EN 50083-4)

## Only one code for each TV socket

Simplification: for all the TV sockets, the aesthetic covers are supplied with the engine.




## New wiring system

- The new wiring system of the TV sockets allows an intuitive connection thanks to the complete opening of the clamp and the direct display of the cable insertion zone.
- Improved efficiency thanks to the clamp shielding in Class A (protection 4G; LTE ready).

## Selection guide

SIMPLY select the function (e.g. direct socket, through socket, satellite socket, etc.), without having to worry about the colour of the mechanisms: for the white, Tech or anthracite versions, **the code is always the same!**



## A complete range

The new TV sockets offer is perfectly suitable for different installation modes of a TV system (single home or apartment block) and for the different wiring modes (star or passthrough installations).

# NEW INDUCTION AND USB CHARGERS

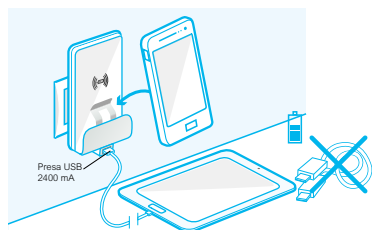
Faster charging and maximum flexibility for all uses

## MORE SOLUTIONS FOR ANY ROOM

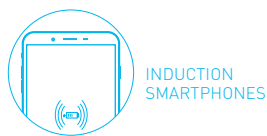
The USB chargers, suitable for smartphones, Mp3 players, navigators, tablets etc., guarantee a fast charge and greater power, adapting perfectly to the energy requirements of latest-generation batteries. Moreover, thanks to the variety of chargers proposed in the catalogue, they guarantee maximum flexibility of use, adapting to every need and every room.

## Flexibility of use

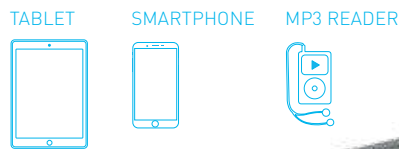
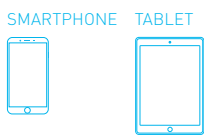
From the private home to the office, from the hotel to common areas BTicino USB chargers satisfy modern charging needs for every device.



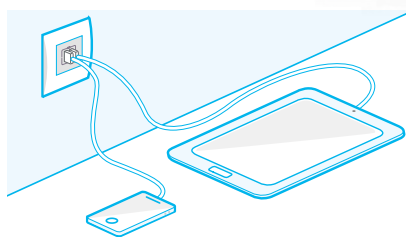
For wireless induction charging of devices fitted with suitable receivers. Also has a USB 2,400 mA socket



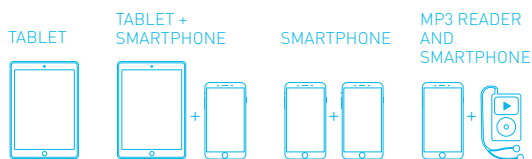
**RECOMMENDED** on the kitchen worktop, in the living room, hotel ... Thanks to the support and induction charge.




**SUITABLE** for all rooms thanks to their small size. Recommended in the bedroom or kitchen.



For the quick charge of smartphones and tablets. Allows you to free up sockets.



**WHEN** you have several telephones to charge or you need a rapid charge. Ideal for the living room or office.



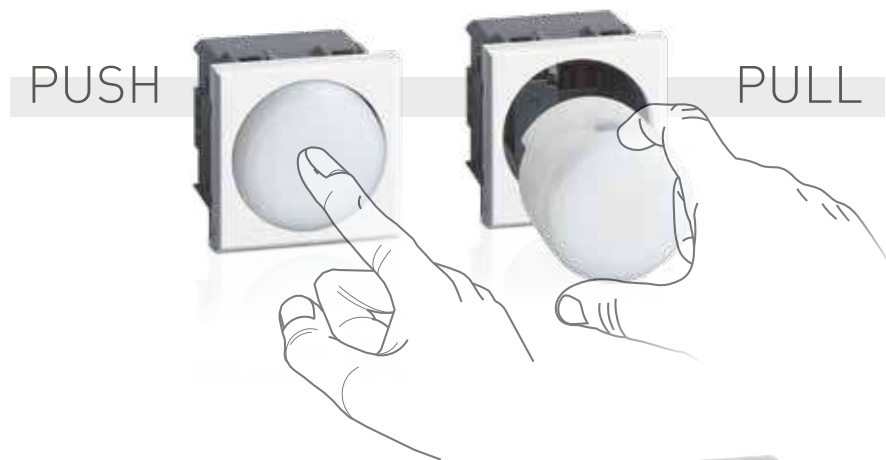
2 MODULES AXOLUTE AIR  
WITH REMOVABLE TORCH

# REMOVABLE TORCH

Comfort and safety  
at the same time

## Push-pull pull-out system and LED light

The new ergonomics also allows easy pulling out from the flush-mounted base. The LED improve the performance: high luminous intensity, reduced consumption.





## MODERN, TECHNOLOGICAL.

The new pull-out torch guarantees all the security you need when there is a black-out. The completely renewed design means it fits in perfectly with the BTicino wiring devices series. Fitted with a push&pull pull-out system, the new torch guarantees the planarity of the light point in which it is installed thanks to its thinness.

## A unique code for 3 finishes


The new torch is supplied in a package with a neutral base, to be finished with one of the white, tech and anthracite finish front covers available. This allows managing just one product code, instead of three.





# THE LIGHT USED AT THE RIGHT TIME

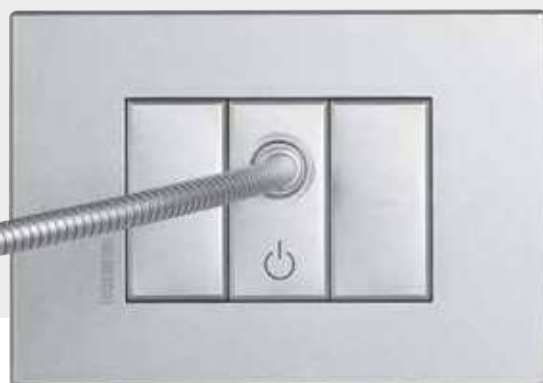
The new LED lighting devices contribute to the comfort and security of the home, helping to create comfortable surroundings, in both residential and service buildings. The range of products dedicated to lighting is growing: from directional



## Dimmer reading LAMP


### **The ideal light for relaxation.**

With the new BTicino reading lamp you decide where to light. The flexible stem in fact allows you to direct the lamp light beam; the control is integrated and allows you to adjust the LED brightness to obtain the perfect lighting for your needs.



DIMMER READING LAMP

lighting devices to step-marker and reading lamps, **BTicino Home Lighting** allows you to create original and safe rooms which are functional for the needs of the people living in the home.



## Directional LAMP

### New directional step marker lamp.

From now on you can add a touch of design to your home's lighting: the new directional LED lamp guarantees all the security you need and at the same time allows you to create comfortable rooms. Ideal for places where people walk such as staircases and corridors, or to guarantee correct lighting at night.



DIRECTIONAL LAMP



## Swivel 360° LAMP

### Light where you want it.

This innovative flush-mounted lamp can be turned by 360 degrees, allowing you to light where you effectively need. This feature makes it particularly suitable for lighting work surfaces (e.g. hob, writing desk, etc.). Like a normal lamp, it can be controlled using standard controls.



SWIVEL LAMP

# AXOLUTE = ENERGY EFFICIENCY



UP TO **65%** SAVINGS

## Lower consumption, same light performance

With a constant 100 W light level (consumption of 100 W, filament = 70 W, halogen = 17 W LED), it is possible to obtain savings up to 65% by adjusting the dimmer to 25%.

## BTicino innovation, always more and more attentive to the environment

Respect for the environment and compliance with the new building regulations, saving energy without compromising on modern life comfort is today possible. BTicino offers solutions for an environmentally intelligent management of lighting, and for the control of domestic energy consumptions.

## ADJUST THE LIGHT LEVEL WITH MAXIMUM EFFICIENCY

With the new universal dimmer, it is also possible to control compact fluorescent lamps and LEDs, with current savings of up to 65%.

UP TO **55%** SAVINGS

## GREEN SWITCH: illumination only when needed

Green Switch is the intelligent state of the art solution for managing lighting without waste in the residential and service sectors. The light is switched on by the user and goes off automatically when no one is in the room.



**Passive infrared movement sensor**  
- AUTO MODE -



**1 module infrared switch**  
- IR for the new generation of LED lamps.  
- for all types of lamps



**Double technology Green Switch**  
- infrared and ultrasounds  
- ECO MODE -  
- AUTO MODE -

## An innovative and at the same time intelligent control:

works like a normal switch allowing manual switching on and off of the managed load but it can also switch the light off automatically if it is left on. When no movement is detected for 10 minutes this new switch will in fact independently deactivate the load to which it is connected. It is the ideal product in both new systems and when replacing existing controls. Also, it does not require a neutral wire, totally zeroing consumptions when the light is off.



ENERGY SAVING SWITCH

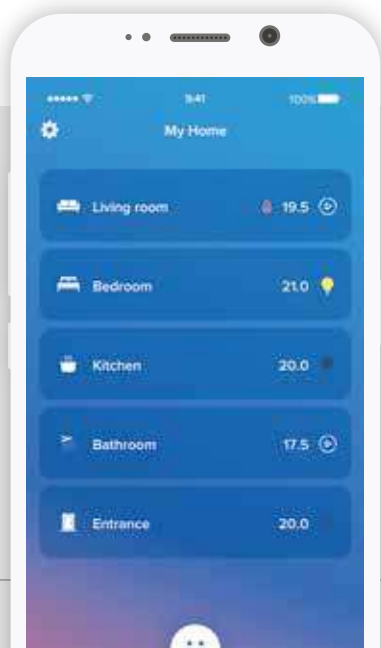
## MAIN TYPES OF LOAD

		R		L		C/L		
		Incandescent 230V	Halogen 230V	Halogen ferromagnetic transformer	Halogen electronic transformer	Fluorescent lamps	Led	Compact fluorescent lamps
230 V ~	Max.	150 W	150 W	150 VA	150 VA	100 VA	650 mA	650 mA
	Min.	12 W	12 W	12 VA	12 VA	12 VA	50 mA	50 mA

# NEW CONNECTED THERMOSTAT





## The **new** connected thermostat **Smarter** WITH **Netatmo**



### WITH THE APP IT'S ALL EASIER

- Remotely manage the thermostat simply and intuitively
- Create and modify the weekly programs
- Manage the thermostat from several smartphones and different users
- Control several thermostats in the same home or different homes
- Manage the thermostat updates
- Combine the voice command with your favorite voice assistant (Amazon Alexa, Apple Home Kit or Google Home)





#### ENERGY MANAGEMENT

- Temperature control
- Load management
- Consumption display

# MyHOME\_UP

With Axolute  
the best in  
digital technology

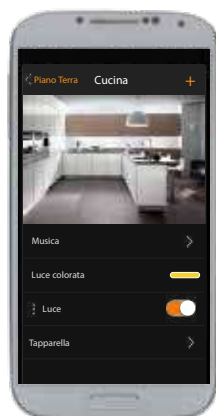
**ADVANCED ELECTRICAL SYSTEMS**  
MyHOME\_Up is the high technology BTicino home automation system for the more advanced electric systems in terms of comfort, safety, energy savings, audio/video communication and local or remote control.

**AN OPEN SYSTEM**  
Thanks to the MyHOME\_Link integration platform based on use of the Driver manager item F459 and the TCP/IP communication protocol, MyHOME\_Up can be integrated with the best technologies and systems and devices from other producers.



**COMFORT**

- Light automation
- Automatic devices and shutter management
- Sound system



**LOCAL AND REMOTE CONTROL**

- Local or remote management using the MyHOME\_Up application for iOS and Android smartphones and tablets.



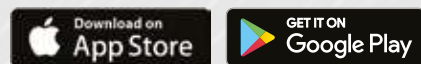
**VIDEO DOOR ENTRY SYSTEM**

- Call repetition on smartphone
- Video control



HOMETOUCH - Touch Screen 7"

**HOME Alarm, MyHOME\_Up and Door Entry for HOMETOUCH**



**VIDEO DOOR ENTRY SYSTEM, LOCAL CONTROL AND INTEGRATION**

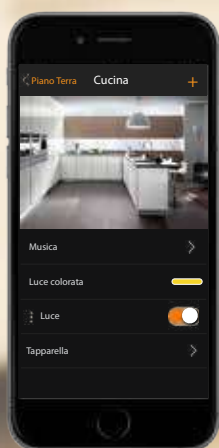
- Scenario activation
- Function integration
- Control of video door entry functions

# MyHOME\_Up

HOME AUTOMATION EVOLUTION

Just one APP to associate the devices easily and to control and customise the functions of the MyHOME\_Up home-automation system.

- NO CONFIGURATION
- SELF-LEARNING AND DEVICE ASSOCIATION USING THE APP
- SMART MANAGEMENT OF THE SCENARIOS



## MyHOME\_Up App

App to associate devices and control functions by the user.



## MyHOME Server 1

The heart of the MyHOME\_Up system: server for the management using the App.

**MyHOME\_Up** is the new and efficient BTicino home automation system with BUS technology that stands out for the use of a mobile device App that:

- simplifies, for the installer, all the system starting up operations;

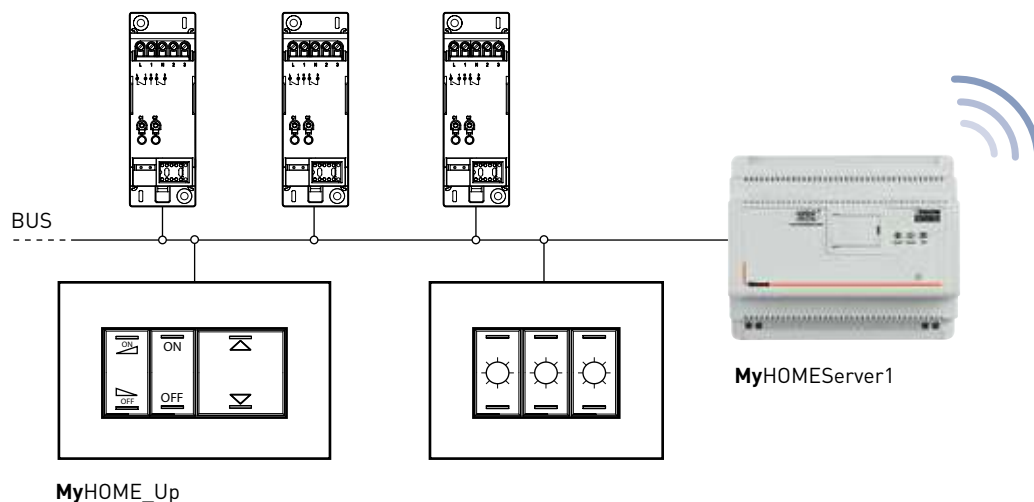
- gives the final user the possibility of customising the management of all the Home Automation functions with maximum freedom.

It will be possible to create scenarios that can be activated with different modes and to manage connected objects for sound system, coloured lights and Smart TV devices.

Everything from home or remotely with no difference; the App automatically connects to the customer's home.

What is described above, can be made by connecting the specific **MyHOMEServer1** Gateway to the

BUS system and using the **MyHOME\_Up** application for tablet and smartphones, available free from the Android and iOS stores.



04

# AXOLUTE IN THE HOTEL

A cutting edge system.  
A complete offer.

## IMMEDIATELY AT EASE


The presence of a badge holder socket invites the guest to immediately interact with the room services on offer. To be left undisturbed simply press the "do not disturb" control.



**Inside the room:**  
do not disturb - "make up the room" pushbuttons,  
and supply badge pocket (network ON)



**Outside the camera:**  
"do not disturb - make up room"  
pilot lamp with diffuser, doorbell  
and badge reader



Reading lamp

## THE IDEAL LIGHT FOR RELAXATION

Flexible stem to direct the lamp light beam; the control is integrated and allows you to adjust the LED brightness. Ideal for desk or bed.

HDMI and USB connector for managing readers and electronic devices such as DVDs, digital cameras, MP3 readers



## CONNECTION, ENTERTAINMENT, AND MULTIMEDIA

A range of products dedicated to audio/video connections provide the desired level of entertainment and relax.

## MANAGEMENT OF THE ROOMS AND THE COMMON AREAS

The Guest Room Management System offer gives the possibility of supervising and controlling in real time the status of the rooms, and interact with them.



Digital thermostat



## THE RIGHT ATMOSPHERE, IN ONE MOVE

Thanks to the new MyHOME devices - control with the 8 keys (customisable) and digital thermostat installed at the Digital thermostat, MyHOME side of the bed; with a single touch it is possible to recreate the desired atmosphere, adjusting the light, the temperature, and the shutters.



## USB CHARGERS

The USB chargers, requiring 5V power supply, can be used to charge mobile phones, smartphones, tablets, and similar gadgets.



FOR EACH  
STANDARDS

# AXOLUTE AN INTERNATIONAL STANDARD

## MAIN MODULARITIES

With Axolute you can choose from a wide range of standards and modularity to get the solution that best suits your project.



**ITALIAN/AMERICAN/INDIAN**  
Standard



**BRITISH**  
Standard



**GERMAN AND FRENCH**  
Standard

71 mm centre distance



**GERMAN AND FRENCH**  
Standard

57 mm centre distance

## SOCKET OUTLETS STANDARD

The socket outlets range  
is complete of the main  
international standards.



GERMAN



FRENCH/BELGIAN



ITALIAN



BRITISH



SWISS



INDIAN



AMERICAN



EURO/AMERICAN



MULTISTANDARD

# NEW PLASTERBOARD BOX

Save your energy...  
Easy, quick, professional


Not a simple plastic box, but **the best solution for light walls**: each innovative detail conceived to make your job quicker and easier, ensuring even more professional results.

**The new generation of boxes for light walls:** each innovative detail is produced to make your work quicker and easier, guaranteeing an even more professional result.



#### MILLING CUTTER CENTERING MADE EASIER

Points on the back for a perfect installation.



#### INNOVATIVE TOOLLESS OPENING

Pull the tongue manually to create the hole where the corrugated pipe can be inserted.



#### TRIPLE ANCHORING

Wide and reinforced flanges, metal staples and rubber profiles ensure that the box is perfectly fastened to the plasterboard board.



#### FLEXIBLE BUT FIRMLY FASTENED

Strong elastic membrane which guarantees the pipe seal in the box and flexibility to adjust the position.



#### HIDES IMPERFECTIONS

Thin but wide collar to hide small errors in the wall drilling phase.



#### EASIER INSTALLATION AND REMOVAL

Captive fastening staples, to fasten the boxes to the wall and remove them easily, without damaging the wall.

... and the home energy  
Thermal insulation: -95% air losses



The new box is designed to satisfy the highest **energy saving** requirements: the perfect and strong adherence of the membrane to the corrugated pipe favours a significant energy saving (up to 15 kWhEP/m<sup>2</sup>/year) increasing the building's level of thermal insulation.



# AXOLUTE + UNIVERSAL COVER

Safe and protected  
everywhere

## IP44 WATERPROOF PROTECTION

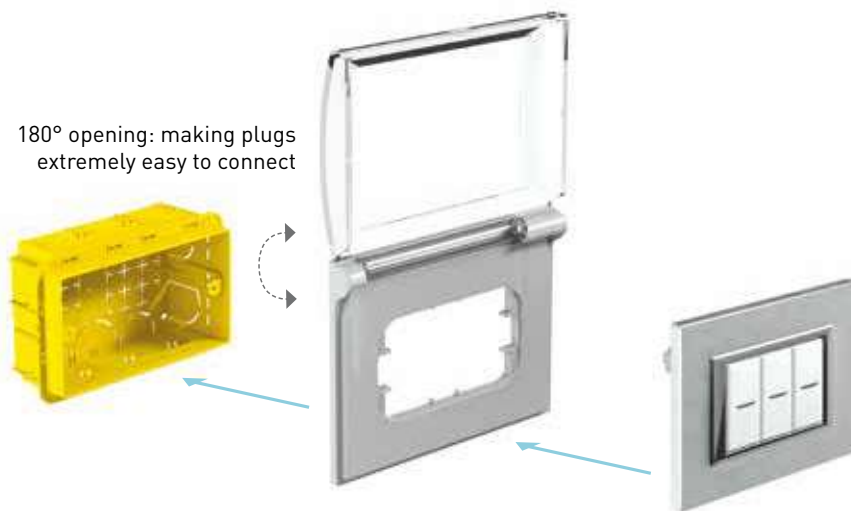
With an IP44 protection degree (guaranteed when closed), it is possible to install all kinds of devices, both outdoors, and in areas requiring special protections, in full compliance with current regulations.

## SIMPLE ASSEMBLY

Simply place the Universal Cover between standard 3-module flush mounting box (as 503E) and the other components of switch and socket outlet (frame, devices, wall-plate) to ensure IP44 protection.



180° opening: making plugs  
extremely easy to connect



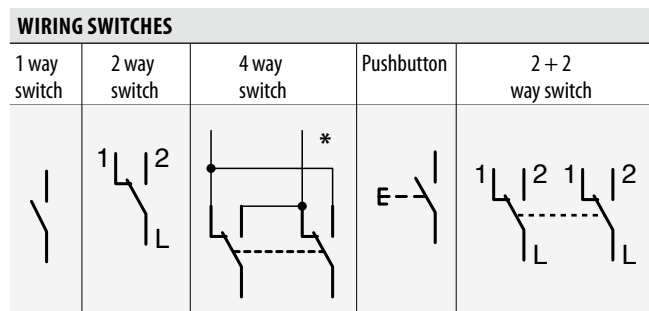


# CATALOGUE

# BASIC CONTROL DEVICES

SELECTING TABLE				
	AXIAL SWITCHES			
	Automatic terminal		Screw & plate terminal	
	1 module	2 modules	1 module	2 modules
<b>WHITE</b>				
<b>TECH</b>				
<b>ANTHRACITE</b>				
Description				
<b>1 way switch</b> 1P 10 AX 250 Va.c.	<input type="checkbox"/> HD4001AN <input type="checkbox"/> HC4001AN <input type="checkbox"/> HS4001AN	HD4001M2AN HC4001M2AN HS4001M2AN	HD4001N HC4001N HS4001N	HD4001M2N HC4001M2N HS4001M2N
<b>2 way switch</b> 1P 10 AX 250 Va.c.	<input type="checkbox"/> HD4003AN <input type="checkbox"/> HC4003AN <input type="checkbox"/> HS4003AN	HD4003M2AN HC4003M2AN HS4003M2AN	HD4003N HC4003N HS4003N	HD4003M2N HC4003M2N HS4003M2N
<b>4 way switch</b> 1P 16A 250V a.c.	<input type="checkbox"/> --- <input type="checkbox"/> --- <input type="checkbox"/> ---	--- --- ---	HD4004 HC4004 HS4004	HD4004M2 HC4004/2 HS4004/2
<b>Pushbutton</b> 1P (NO) 10A 250V a.c.	<input type="checkbox"/> HD4005AN <input type="checkbox"/> HC4005AN <input type="checkbox"/> HS4005AN	HD4005M2AN HC4005M2AN HS4005M2AN	HD4005N HC4005N HS4005N	HD4005M2N HC4005M2N HS4005M2N

WHITE colour devices       TECH colour devices       ANTHRACITE colour devices



\* Equivalent symbol for functional diagram (this symbol is not standardized and has been remade by matching it with 2 two-way single-pole switches)

# BASIC CONTROL DEVICES

SELECTING TABLE					
	ROCKER SWITCHES				
	Screwless		Terminals with screws		
	1 module	2 modules	1 module	2 modules	2 modules
WHITE					
TECH					
ANTHRACITE					

Description

<b>1 way switch</b> 1P 16A250V a.c.	<input type="checkbox"/>	HD4051A	HD4051M2A	HD4051	HD4051M2	---
	<input type="checkbox"/>	HC4051A	HC4051M2A	HC4051	HC4051/2	---
	<input type="checkbox"/>	HS4051A	HS4051M2A	HS4051	HS4051/2	---
<b>2 way switch</b> 1P 16A250V a.c.	<input type="checkbox"/>	HD4053A	HD4053M2A	HD4053	HD4053M2	---
	<input type="checkbox"/>	HC4053A	HC4053M2A	HC4053	HC4053/2	---
	<input type="checkbox"/>	HS4053A	HS4053M2A	HS4053	HS4053/2	---
<b>4 way switch</b> 1P 16A250V a.c.	<input type="checkbox"/>	---	---	HD4054	HD4054M2	---
	<input type="checkbox"/>	---	---	HC4054	HC4054/2	---
	<input type="checkbox"/>	---	---	HS4054	HS4054/2	---
<b>Pushbutton</b> 1P (NO) 10A 250V a.c.	<input type="checkbox"/>	HD4055A	HD4055M2A	HD4055	HD4055M2	---
	<input type="checkbox"/>	HC4055A	HC4055M2A	HC4055	HC4055/2	---
	<input type="checkbox"/>	HS4055A	HS4055M2A	HS4055	HS4055/2	---
<b>2 x 2 way switch</b> 1P + 1P 16A 250V a.c.	<input type="checkbox"/>	---	---	---	---	HD4024
	<input type="checkbox"/>	---	---	---	---	HC4024
	<input type="checkbox"/>	---	---	---	---	HS4024
<b>1 way switch</b> 1P 20A 250V a.c.	<input type="checkbox"/>	---	---	HD4051A20	---	---
	<input type="checkbox"/>	---	---	HC4051/20	---	---
	<input type="checkbox"/>	---	---	HS4051/20	---	---
<b>2 way switch</b> 1P 20A 250V a.c.	<input type="checkbox"/>	---	---	HD4053A20	---	---
	<input type="checkbox"/>	---	---	HC4053/20	---	---
	<input type="checkbox"/>	---	---	HS4053/20	---	---

Items conform to BS EN 60 669-1

WHITE colour devices    TECH colour devices    ANTHRACITE colour devices



HD4003ES



HC4003ES



HS4003ES



HD4045

HD4045V127



HC4045

HC4045V127



HS4045

HS4045V127

Item



**TWO-WAY ENERGY SAVING SWITCH**

- HD4003ES
- HC4003ES
- HS4003ES



Two-way Energy Saving switch with presence detector. It works as a traditional 2 way switch (manual ON, manual OFF) but it will automatically turn off the light if it doesn't detect any presence for 10 minutes.

IR detection range, 8 meters, 160° - it is suitable with all type of loads that can be mixed on the same line:

- 12-150W: halogen or resistive loads
- 2-150VA: lamps with electronic or ferromagnetic ballast
- 8-30W (or 650 mA): LEDs or CFLs

Particularly suitable for places where a light can stay switched on for a long time such as garage and cellar, children's room, etc.

No neutral wiring, 127-230V, 2 modules.

Item

**ELECTRONIC PUSHBUTTONS**

- HD4045
- HC4045
- HS4045



pushbutton sweet click 1P (NO) 1A 250V a.c. - built-in led

- HD4045V127
- HC4045V127
- HS4045V127



pushbutton sweet click 1P (NO) 1A 127V a.c. - built-in led

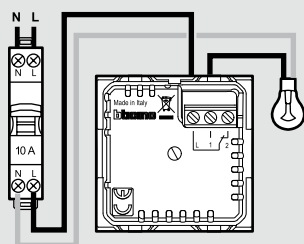
These minimum stroke activation pushbuttons can be used to control cyclical electronic relays, items HD4331V230-HC-HS4331/230 and HD4232V230-HC-HS4232/230. They can also be used to remotely control the dimmers (with dedicated thread), items HD/HC/HS4401. (See application diagrams). Items conform to BS EN 60 669-1.

**TWO WAY ENERGY SAVING SWITCH WIRING DIAGRAM**

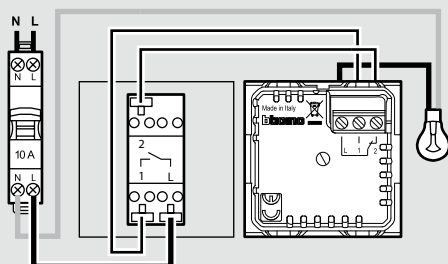


**NOTE:**  
Neutral NOT necessary.  
Zero consumption when the light is OFF.

**Two-way energy saving switch**

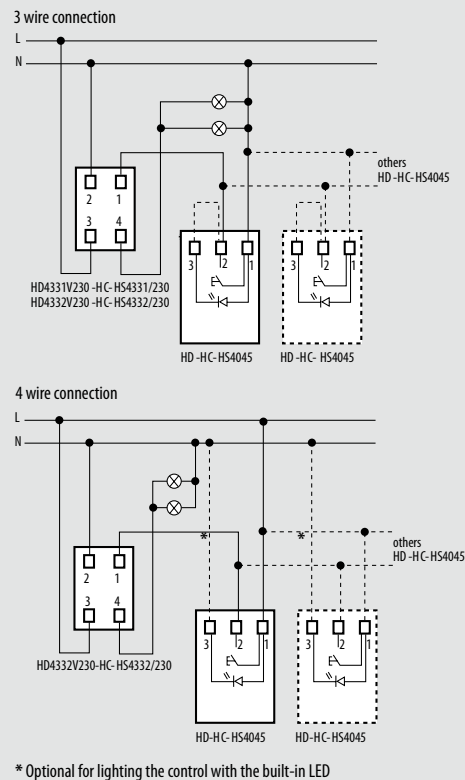


**Two-way switch + Two-way energy saving switch**

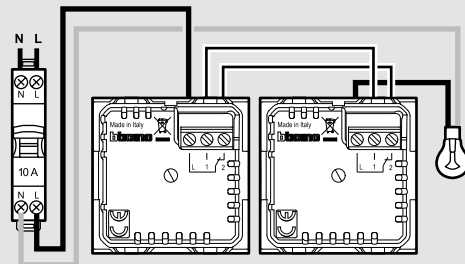


The IR sensor is activated when the light is switched on from one of the two switches. The two-way energy saving can be installed both near or far from the load and it opens the circuit after 10 minutes with no movement detection.

**WIRING DIAGRAM WITH STEPPING RELAY: LAMP CONTROL FROM DIFFERENT POINTS**



**2 Two-way energy saving switches**



The IR sensor of the two switches are both activated when the light is switched on. The light will switch off when one of the two switches stays 10 minutes with no movement detection.

# BASIC CONTROL DEVICES



Item		<b>PUSHBUTTON 10A</b>
<input type="checkbox"/> HD4033 <input type="checkbox"/> HC4033 <input checked="" type="checkbox"/> HS4033		pull-cord pushbutton 1P (NO) 10A - 250Va.c.
<input type="checkbox"/> HD4034 <input type="checkbox"/> HC4034 <input checked="" type="checkbox"/> HS4034		pushbutton 1P (NC) 10A - 250V a.c. prepared for interchangeable rockers
<input type="checkbox"/> HD4034M2 <input type="checkbox"/> HC4034/2 <input checked="" type="checkbox"/> HS4034/2		pushbutton 1P (NC) 10A - 250V a.c. prepared for interchangeable rockers - 2 modules
<input type="checkbox"/> HD4036 <input type="checkbox"/> HC4036 <input checked="" type="checkbox"/> HS4036		double pushbutton 1P (NO) + 1P (NO) 10A - 250 Va.c.
<input type="checkbox"/> HD4036M2 <input type="checkbox"/> HC4036/2 <input checked="" type="checkbox"/> HS4036/2		double pushbutton 1P (NO) + 1P (NO) 10A - 250 Va.c. - 2 modules
<input type="checkbox"/> HD4037 <input type="checkbox"/> HC4037 <input checked="" type="checkbox"/> HS4037		interlocked double pushbutton 1P (NO) + 1P (NO) 10A - 250 Va.c.
<input type="checkbox"/> HD4037M2 <input type="checkbox"/> HC4037/2 <input checked="" type="checkbox"/> HS4037/2		interlocked double pushbutton 1P (NO) + 1P (NO) 10A - 250 Va.c. - 2 modules
<input type="checkbox"/> HD4044 <input type="checkbox"/> HC4044 <input checked="" type="checkbox"/> HS4044		pushbutton 2P (NO) 10A - 250 Va.c. - with independent contacts for traditional hospital system

Items conform to BS EN 60 669-1

Item		<b>ROCKER PUSHBUTTONS WITH SYMBOL</b>
<input type="checkbox"/> HD4055B <input type="checkbox"/> HC4055B <input checked="" type="checkbox"/> HS4055B		pushbutton 1P (NO) 10AX - 250 Va.c. marked Bell

Item		<b>SWITCHES 2P</b>
<input type="checkbox"/> HD4002 <input type="checkbox"/> HC4002 <input checked="" type="checkbox"/> HS4002		1 way switch 2P 16AX - 250 Va.c.
<input type="checkbox"/> HD4011 <input type="checkbox"/> HC4011 <input checked="" type="checkbox"/> HS4011		1 way switch 2P 32A - 250 Va.c.

Item		<b>SWITCHES 2P</b>
<input type="checkbox"/> HD4012 <input type="checkbox"/> HC4012 <input checked="" type="checkbox"/> HS4012		1 way switch 2P 16A 250 Va.c. with key - the key can be pulled out both in ON position and in OFF position - the keys are different for each device
<input type="checkbox"/> HD4022 <input type="checkbox"/> HC4022 <input checked="" type="checkbox"/> HS4022		2 way switch - 1P 16AX 250 Va.c. with key - as above
<input type="checkbox"/> HD4012C* <input type="checkbox"/> HC4012C* <input checked="" type="checkbox"/> HS4012C*		1 way switch 2P 16A 250 Va.c. with key - the key can be pulled out both in ON position and in OFF position - the keys are the same for each device
<input type="checkbox"/> HD4022C* <input type="checkbox"/> HC4022C* <input checked="" type="checkbox"/> HS4022C*		2 way switch - 1P 16AX 250 Va.c. with key - as above

\* Items supplied on demand. To order consult the BTicino sales staff

## RELAYS



HD4011S



HD4016



H4040



HD4330V230



HC4330/230



HC4027 HC4019






HS4027VMC




HS4027/2





HS4330/230


Item	CHANGEOVER SWITCHES 16A
<input type="checkbox"/> HD4027 <input type="checkbox"/> HC4027 <input type="checkbox"/> HS4027	 changeover switch 1P 16A - 250V a.c. double pushbutton 1-0-2
<input type="checkbox"/> HD4027VMC <input type="checkbox"/> HC4027VMC <input type="checkbox"/> HS4027VMC	 1P 16 A changeover switch for 2 speed fan control – double key: speed 1 - 0 - speed 2
<input type="checkbox"/> HD4027M2 <input type="checkbox"/> HC4027/2 <input type="checkbox"/> HS4027/2	 changeover switch 1P 16A - 250V a.c. double pushbutton 1-0-2 - 2 modules

Items conform to BS EN 60 669-1


Item	PUSHBUTTON WITH NAME PLATE
<input type="radio"/> H4040	 pushbutton 1P (NO) 10A 250V - name plate - backlit combined with LED - 2 mod


Items conform to BS EN 60 669-1

Item	SWITCHES 32A
<input type="checkbox"/> HD4011S <input type="checkbox"/> HC4011S <input type="checkbox"/> HS4011S	 32A DP switch with led lamp and supporting frame
<input type="checkbox"/> HD4011SW <input type="checkbox"/> HC4011SW <input type="checkbox"/> HS4011SW	 32A DP switch with led lamp and supporting frame - marked water heater

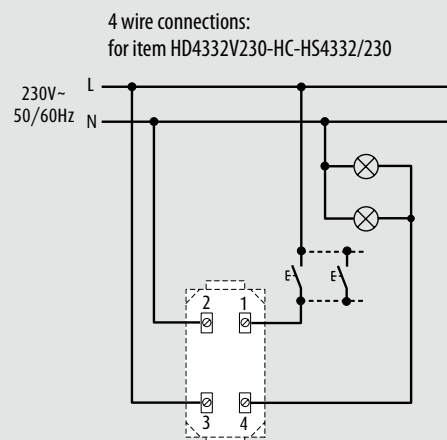
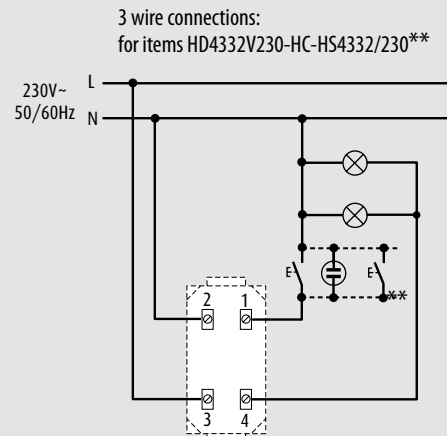
Item	SWITCHES 45A
<input type="checkbox"/> HD4019 <input type="checkbox"/> HC4019 <input type="checkbox"/> HS4019	 45A switch with neon and supporting frame (to complete with HA4829... cover plates)

Items on this page conform to BS EN 60 669-1

Item	KNOB SELECTOR SWITCH
<input type="checkbox"/> HD4016 <input type="checkbox"/> HC4016 <input type="checkbox"/> HS4016	 selector switch – rotary switch, 1 way – 4 positions for controlling air- conditioners, fans, etc. – 3A 250V a.c.

Item	MONOSTABLE RELAYS
<input type="checkbox"/> HD4330V230 <input type="checkbox"/> HC4330/230 <input type="checkbox"/> HS4330/230	 monostable relay with NO/NC contact 250V a.c. 10A (resistive) 4A (inductive coil power supply) 230V a.c.

### ELECTRONIC STEP RELAY: ELECTRICAL CONNECTIONS



\*\* Light bulb cannot be installed with item HD4332V230-HC-HS4332/230

# ROCKERS WITH LIGHTABLE SYMBOL

		KEY COVERS WITH DIFFUSERS WITH BACKLIT SYMBOL	
		1 module	2 modules (*)
Description		Item	Item
KEY COVER WITH LIGHT SYMBOL	□	HD4921LA	HD4921M2LA
	■	HC4921LA	HC4921/2LA
	■	HS4921LA	HS4921/2LA
KEY COVER WITH STAIRCASE LIGHT SYMBOL	□	HD4921LB	HD4921M2LB
	■	HC4921LB	HC4921/2LB
	■	HS4921LB	HS4921/2LB
KEY COVER WITH BELL SYMBOL	□	HD4921LD	HD4921M2LD
	■	HC4921LD	HC4921/2LD
	■	HS4921LD	HS4921/2LD
KEY COVER WITH KEY SYMBOLS	□	HD4921LF	HD4921M2LF
	■	HC4921LF	HC4921/2LF
	■	HS4921LF	HS4921/2LF
KEY COVER WITH DO NOT DISTURB SYMBOL	□	HD4921DD	
	■	HC4921DD	
	■	HS4921DD	
KEY COVER WITH MAKE THE ROOM SYMBOL	□	HD4921MR	
	■	HC4921MR	
	■	HS4921MR	
KEY COVER WITH BEDSIDE LIGHT SYMBOL	□	HD4921BL	HD4921M2BL
	■	HC4921BL	HC4921M2BL
	■	HS4921BL	HS4921M2BL
KEY COVER WITH ON SYMBOL	□	HD4921LM	HD4921M2LM
	■	HC4921LM	HC4921/2LM
	■	HS4921LM	HS4921/2LM
KEY COVER WITH OFF SYMBOL	□	HD4921LN	HD4921M2LN
	■	HC4921LN	HC4921/2LN
	■	HS4921LN	HS4921/2LN
KEY COVER WITH FAN SYMBOL	□	HD4921LE	HD4921M2LE
	■	HC4921LE	HC4921/2LE
	■	HS4921LE	HS4921/2LE



**Note:** these key covers may be used to replace the original ones supplied with the product

(\*) Suitable only with new axial switches

# DIMMERS



HD4582



HD4408  
HD4410  
HD4411



HC4402



HC4582



HC4408  
HC4410  
HC4411



HS4408  
HS4410  
HS4411



HS4402

Item

## KNOB DIMMER

- HD4402
- HC4402
- HS4402



knob dimmer with built-in two-way switch - 60-500 W resistive - TRIAC/IGBT technology - built-in fuse - 1 module

## PUSHBUTTON DIMMER

- HD4408
- HC4408
- HS4408



300/600 W resistive/inductive pushbutton dimmer with electronic protection - 2 modules

- HD4410
- HC4410
- HS4410



300/600 VA 0 - 10 V output pushbutton dimmer with electronic protection - 2 modules

- HD4582
- HC4582
- HS4582



touch dimmer 230 Va.c. /110-127 Va.c. resistive - for ferromagnetic transformer 800 W/230 Va.c. 400 W 127 Va.c

## UNIVERSAL PUSHBUTTON DIMMER

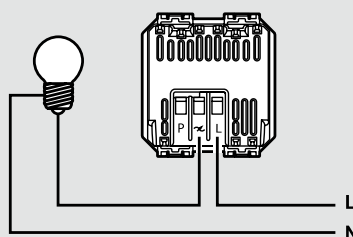
- HD4411
- HC4411
- HS4411



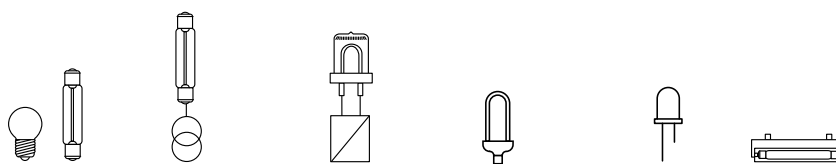
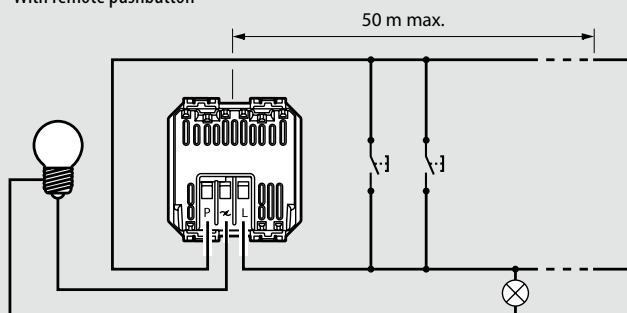
universal dimmer (resistive - inductive, capacitive, fluorescent compact and dimmer LEDs) - 150/200/400 W with electronic protection - 2 modules

## UNIVERSAL PUSHBUTTON DIMMER: ELECTRICAL CONNECTIONS

Stand alone



With remote pushbutton



## Loads managed (transformer lamps)

Item	Type	Supply range	Standard supply	Incandescent and halogens	Halogens with ferromagnetic transformer	Halogens with electronic transformer	Dimmerable compact fluorescents	Dimmerable LED lamps	Fluorescents with 0÷10 V ballast
HD4402 NT4402 HS4402	Resistive	230 Va.c. 50 Hz	230 Va.c.	60 - 500 W					
HD4408 HC4408 HS4408	Resistive Inductive	100 ÷ 240 Va.c. 50 ÷ 60 Hz	240 Va.c.	20 - 600 W 20-300 W	20 - 600 VA 20-300 VA				
HD4410 HC4410 HS4410	0 - 10V	100 ÷ 240 Va.c. 50 ÷ 60 Hz	240 Va.c.						20 - 600 VA
HD4582 HC4582 HS4582	Resistive Inductive	100 ÷ 230 Va.c. 50 ÷ 60 Hz	230 Va.c. 110/127Va.c.	50-800 W 50-450 W	50 - 500 VA 50 - 300 VA				
HD4411 HC4411 HS4411	Universal	100 ÷ 240 Va.c. 50 ÷ 60 Hz	240 Va.c. 100 Va.c.	3 ÷ 400 W 3 ÷ 200 W	3 ÷ 400 VA 3 ÷ 200 VA	3 ÷ 400 VA 3 ÷ 200 VA	3 ÷ 150 VA 3 ÷ 75 VA	3 ÷ 150 VA 3 ÷ 75 VA	

# GREEN SWITCH AND ELECTRONIC CONTROL DEVICES



HD4433



HD4434



HD4431N



HD4432  
HD4432V127



HC4434



HC4432  
HC4432/127



HS4431N



HS4432  
HS4432/127

Item



## GREEN SWITCH

- HD4433
- HC4433
- HS4433



Green Switch: switch with presence sensor, using a combination of passive infrared rays and ultrasounds, and brightness sensor. Manual switching on of the light using the front pushbutton, and automatic switching off based on brightness level and presence. Switch off delay and brightness sensor threshold adjustable using the one/two-way (BMSO4003 and BMSO4001) commissioning tools. 230 Va.c. power supply. - 2.1 to 8.5 A max relay output - 2 modules

- HD4434
- HC4434
- HS4434



Green Switch: switch with passive infrared rays presence sensor, and brightness sensor. Manual switching on of the light using the front pushbutton, and automatic switching off based on brightness level and presence. Switch off delay and brightness sensor threshold adjustable using the potentiometer and the one/two-way (BMSO4003 and BMSO4001) commissioning tools. Power supply 230 Vac and 1.7 A max relay output - 2 modules.

**NOTE:** for more information on commissioning tools BMSO4003 and BMSO4001 refer to the Lighting Management Catalogue

## PASSIVE INFRARED SWITCHES

- HD4431N
- HC4431N
- HS4431N



Zero crossing technology Green Switch, multiloading neutral connection. Switch with presence sensor by means of the combination of passive infrared rays and ultrasounds and brightness. Manual switching on of the light by front pushbutton and automatic switching off as a function of the brightness level and presence. Timing to delay switching off and brightness sensor threshold settable by means of mono/bidirectional remote control (BMSO4003 and BMSO4001). Power supply 230 Vac - relay output from 2.1 to 8.5 A max - 2 modules

- HD4432
- HC4432
- HS4432



switch with passive IR movement detector - variable threshold twilight circuit with possibility to be excluded - timing circuit for switch-off delay, adjustable from 30 seconds to 10 minutes can also be activated with external pushbuttons - relay output 6A resistive/2A inductive - with selector 0-A-I - power supply 230V a.c. - 2 modules as above - 127V a.c.

- HD4432V127
- HC4432/127
- HS4432/127



Items conform to BS EN 60 669-2-1

## GREEN SWITCH - FEATURES

	HD4433 HC4433 HS4433	HD4434 HC4434 HS4434
	100 - 240 V~	
	50/60 Hz	
	2,5 mm <sup>2</sup>	
Neutral connection	YES	NO
	-5°C / +45°C	
	300 lux	
	15 minuti	
	2000 W - 230 V~ 1000 W - 110 V~	40 ÷ 400 W - 230 V~ 20 ÷ 200 W - 110 V~
	1000 VA - 230 V~ - 4,3 A 500 VA - 110 V	40 ÷ 400 VA - 230 V~ 20 ÷ 200 VA - 110 V~
	10 x (2x36 W) - 230 V~ 5 x (2x36 W) - 110 V~	
	500 VA - 230 V~ 250 VA - 110 V~	
	1000 VA - 230 V~ 500 VA - 110 V~	
	500 VA - 230 V~ 250 VA - 110 V~	

# TEMPERATURE CONTROL



HC4451



HS4441  
HS4442



HD4441  
HD4442



XW8002  
XW8002W



F462



3457

Item

## CHRONOTHERMOSTAT

- HD4451
- HC4451
- HS4451



daily/weekly electronic chronothermostat for heating and conditioning systems - backlighted display - power supply with battery 2x1.5V - control possibility by a remote teleactivation and connection with an external temperature probe - output contact in exchange 1A - 3 modules

## ROOM THERMOSTAT

- HD4441
- HC4441
- HS4441



electronic room thermostat - relay output with 1 switched contact 2A 250V a.c. - power 230V a.c. - 2 modules

- HD4442
- HC4442
- HS4442



electronic room thermostat with inbuilt "summer/winter" changeover switch - relay output with contact C-NO 2A 250V a.c. - power 230V a.c. - 2 modules

Items conform to BS EN 60 730

Item

## CONNECTED THERMOSTAT

- XW8002
- XG8002
- XM8002



The Smarter with Netatmo connected thermostat, together with the dedicated HOME+CONTROL APP, is a device which allows you to adjust and monitor the temperature in the rooms precisely and accurately; all the programming and most of the functions are performed simply and intuitively using the APP. Thanks to its Wi-Fi connection, Smarter with Netatmo can be programmed and controlled remotely; it can also display the temperature and humidity measured in the room. The temperature level can be set locally for manual operation and the Boost mode can be activated. The Boost forces the switching on of the system for a limited time (30, 60 or 90 minutes) independent of the measured and programmed temperature. It's also possible to set a different temperature in each room of the house for the maximum comfort, thanks to its compatibility with Netatmo's smart radiator valves. Smarter with Netatmo can also be controlled with Google, Amazon Alexa and Apple Home Kit voice assistants.

Features:

- 110 ÷ 230 Va.c., 50/60 Hz power supply;
- 2 W max absorption;
- maximum cable section 1 x 1.5mm<sup>2</sup>;
- temperature measurement 5 ÷ 40°C;
- temperature set-point 5 ÷ 40°C,
- increase of 0.5°C;
- 1-contact output in switching free of potential 5(2)A.

Types of installation:

- flush mounted, on boxes item 503E or 500 (for item 500 use the wall dowels)
- plasterboard, on boxes 2 module e 3 module

It is available in three colours: white (XW8002), sand (XM8002) and black (XG8002).

- XW8002W



features: as ..8002.

Installation: on the wall, using screws and dowels suitable for the installation surface (brickwork, plasterboard, tiles etc.). It is only available in white.

Items conform to BS EN 60 730

## ACCESSORIES

- F462



GSM telephone actuator - 4 DIN modules

- 3457



external probe for items HD-HC-HS4451

# SOCKETS OUTLETS

## German and French standard



Item	GERMAN STANDARD	
<input type="checkbox"/> HD4141 <input type="checkbox"/> HC4141 <input type="checkbox"/> HS4141		socket 2P+E 10/16A 250V with German standard -type earth side contacts - shielded socket contacts
<input type="checkbox"/> H4141R		socket as above – red, for special uses
<input type="checkbox"/> HD4141W <input type="checkbox"/> HC4141W <input type="checkbox"/> HS4141W		socket 2P+E 10/16A 250V with German standard-type earth side contacts - shielded socket contacts - Screwless terminals*
<input type="checkbox"/> HD4141PW <input type="checkbox"/> HC4141PW <input type="checkbox"/> HS4141PW		socket as above - with cover - screwless terminals*
<input type="checkbox"/> H4141RW		socket as above - red, for exclusive uses - Screwless terminals*

Item	FRENCH BELGIAN STANDARD	
<input type="checkbox"/> HD4142AN <input type="checkbox"/> HC4142AN <input type="checkbox"/> HS4142AN		socket 2P+E 10/16A - French standard - shielded socket contacts - screwless terminals
<input type="checkbox"/> H4142R		socket 2P+E 10/16A - French standard - red
FRENCH STANDARD FLAT SOCKET		
2 modules		
<input type="checkbox"/> HD4142AF <input type="checkbox"/> HC4142AF <input type="checkbox"/> HS4142AF		When the plug is inserted the socket surface slides inside the casing; it returns to its initial position when the plug is taken out. Socket 2 P+E 10/16 A 250 Va.c. - protected tulip contacts - French standard

### \* SCREWLESS TERMINALS CAGE CLAMP®S: WIRING EXCELLENCE

Innovative automatic terminal for rigid and flexible cables.  
 The constant pressure on the cables guarantees optimal long-lasting contact: the problem concerning the half turn on the screw terminals is definitely solved.

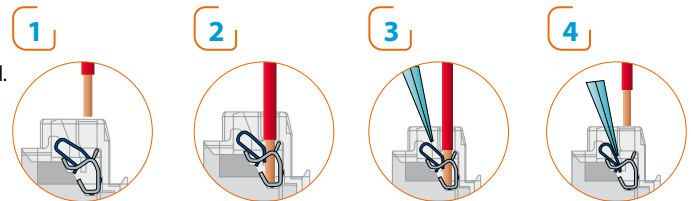
■ Simple and quick cabling: you just need to strip the cable and insert it directly into the terminal.

■ Using a screwdriver for the opening will prevent accidental releases in boxes full of cables.



The two independent springs of the terminal guarantee a perfect grip for cables with different diameters, up to 2.5 mm<sup>2</sup>


### Example of cabling with rigid cable



After stripping the cable, put it directly into the terminal

Use a screwdriver to pull out the cable

► CAGE CLAMP®S is a registered trademark of **WAGO** Kontakttechnik GmbH, Germany!



Before inserting the LED, detach the plastic tab and install the socket on the support.

# SOCKET OUTLETS

## British standard



HD4150



HD4151



HC4150



HS4150



HS4151



HD4152



HC4151






HC4153



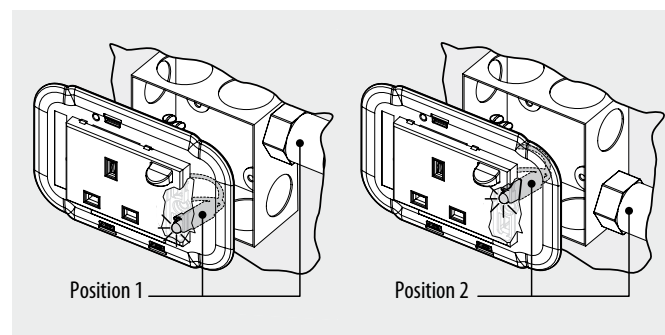
HS4152

Item	SOCKET OUTLETS
<input type="checkbox"/> HD4150 <input type="checkbox"/> HC4150 <input type="checkbox"/> HS4150	 socket outlet 2 modules - 13 A
Items conform to BS 1363	

Item	SWITCHSOCKET OUTLETS
<input type="checkbox"/> HD4151 <input type="checkbox"/> HC4151 <input type="checkbox"/> HS4151	 1 gang DP dual earth 13 A - with red pilot lamp (LED)
<input type="checkbox"/> HD4152 <input type="checkbox"/> HC4152 <input type="checkbox"/> HS4152	 2 gang DP dual earth 13 A - with red pilot lamp (LED)
<input type="checkbox"/> HD4153 <input type="checkbox"/> HC4153 <input type="checkbox"/> HS4153	 1 gang DP round earth 15 A - with red pilot lamp (LED)

Items conform to BS 1363/BS 546


### A Led is supplied with the device



### COMBINATION SWITCHSOCKET OUTLETS/COVER PLATE

Socket	Supporting frame	Cover plates
HD-HC-HS4151	<b>Not needed</b>	HA4829..
HD-HC-HS4152	<b>Not needed</b>	HA4830..
HD-HC-HS4153	<b>Not needed</b>	HA4829..

### PAY ATTENTION TO MINIMUM DISTANCE BETWEEN BOXES



For a correct AXOLUTE cover plates installation on flush mounting boxes BTicino recommends that the minimum distance between boxes, both square (72x72) and rectangular (72x135) must be 90 mm

# SOCKET OUTLETS

## American and universal standard



HD4125  
HD4125S

HD4126  
HD4126S

HD4188GF



HC4185  
HC4185S

HC4128  
HC4128S

HC4129S



HS4127  
HS4127S

HS4188  
HS4188S

HS4126  
HS4126S

Item		EURO-US STANDARD
<input type="checkbox"/> HD4125 <input type="checkbox"/> HC4125 <input checked="" type="checkbox"/> HS4125		socket 2P 16A - 127/250V a.c. - shuttered contact tubes - Euro - American standard
<input type="checkbox"/> HD4125S <input type="checkbox"/> HC4125S <input checked="" type="checkbox"/> HS4125S		socket 2P 16A - 127/250V a.c. - unshuttered contact tubes - Euro - American standard
<input type="checkbox"/> HD4126 <input type="checkbox"/> HC4126 <input checked="" type="checkbox"/> HS4126		socket 2P+E 16A - 127/250V a.c. - shuttered contact tubes - Euro - American standard - 2 modules
<input type="checkbox"/> HD4126S <input type="checkbox"/> HC4126S <input checked="" type="checkbox"/> HS4126S		socket 2P+E 16A - 127/250V a.c. - unshuttered contact tubes - Euro - American standard - 2 modules
<input type="checkbox"/> HD4185 <input type="checkbox"/> HC4185 <input checked="" type="checkbox"/> HS4185		duplex socket 2P+E 15A 127/250V a.c. - shuttered contact tubes - Euro - American standard - 3 modules
<input type="checkbox"/> HD4185S <input type="checkbox"/> HC4185S <input checked="" type="checkbox"/> HS4185S		duplex socket 2P+E 15A 127/250V a.c. - unshuttered contact tubes - Euro - American standard - 3 modules

Item		AMERICAN STANDARD
<input type="checkbox"/> HD4127 <input type="checkbox"/> HC4127 <input checked="" type="checkbox"/> HS4127		socket 2P 15A - 127/250V a.c. - shuttered contact tubes
<input type="checkbox"/> HD4127S <input type="checkbox"/> HC4127S <input checked="" type="checkbox"/> HS4127S		socket 2P 15A - 127/250V a.c. - unshuttered contact tubes
<input type="checkbox"/> HD4128 <input type="checkbox"/> HC4128 <input checked="" type="checkbox"/> HS4128		socket 2P+E 15A - 127/250V a.c. - shuttered contact tubes - 2 modules
<input type="checkbox"/> HD4128S <input type="checkbox"/> HC4128S <input checked="" type="checkbox"/> HS4128S		socket 2P+E 15A - 127/250V a.c. - unshuttered contact tubes - 2 modules
<input type="checkbox"/> HD4129S <input type="checkbox"/> HC4129S <input checked="" type="checkbox"/> HS4129S		socket 2P+E 15A - 127/250V a.c. - unshuttered contact tubes
<input type="checkbox"/> HD4188 <input type="checkbox"/> HC4188 <input checked="" type="checkbox"/> HS4188		duplex socket 2P+E 15A 127/250V a.c. - shuttered contact tubes - 3 modules
<input type="checkbox"/> HD4188S <input type="checkbox"/> HC4188S <input checked="" type="checkbox"/> HS4188S		duplex socket 2P+E 15A 127/250V a.c. - unshuttered contact tubes - 3 modules
<input type="checkbox"/> HD4188GF <input type="checkbox"/> HC4188GF <input checked="" type="checkbox"/> HS4188GF		2P+E 15A 127V a.c. GFCI - 3 modules

## Brazil, Indian and China standard




HD4165

HD4156

HD4157

HD4189



HC4166

HC4166S

HC4130

HC4131



HS4165

HS4165S

HS4189

Item		BRAZIL STANDARD
		1 module
<input type="checkbox"/> HD4165 <input type="checkbox"/> HC4165 <input checked="" type="checkbox"/> HS4165		socket 2P+E 10A 250V a.c. - shuttered contact tubes
<input type="checkbox"/> HD4165S <input type="checkbox"/> HC4165S <input checked="" type="checkbox"/> HS4165S		socket 2P+E 10A 250V a.c. - unshuttered contact tubes
<input type="checkbox"/> HD4166 <input type="checkbox"/> HC4166 <input checked="" type="checkbox"/> HS4166		socket 2P+E 16A 250V a.c. - shuttered contact tubes
<input type="checkbox"/> HD4166S <input type="checkbox"/> HC4166S <input checked="" type="checkbox"/> HS4166S		socket 2P+E 16A 250V a.c. - unshuttered contact tubes

Item		INDIAN STANDARD
		2 modules
<input type="checkbox"/> HD4156 <input type="checkbox"/> HC4156 <input checked="" type="checkbox"/> HS4156		socket 2P+E 16A - shuttered contact tubes
<input type="checkbox"/> HD4157 <input type="checkbox"/> HC4157 <input checked="" type="checkbox"/> HS4157		combined socket - 2P+E 6A 240V Indian standard and 2P 15A 127V euroamerican standard - shuttered contact tubes

Item		CHINA STANDARD
		2 modules
<input type="checkbox"/> HD4130 <input type="checkbox"/> HC4130 <input checked="" type="checkbox"/> HS4130		socket 2P+E 10A - shuttered contact tubes
<input type="checkbox"/> HD4131 <input type="checkbox"/> HC4131 <input checked="" type="checkbox"/> HS4131		socket 2P+E 16A - shuttered contact tubes
<input type="checkbox"/> HD4189 <input type="checkbox"/> HC4189 <input checked="" type="checkbox"/> HS4189		socket 2P+E 10A - China standard + socket 2P 16A Euro American standard-shuttered contact tubes

# SOCKET OUTLETS

## Italian standard



Item	ITALIAN STANDARD	
	1 module	
<input type="checkbox"/> HD4113 <input type="checkbox"/> HC4113 <input checked="" type="checkbox"/> HS4113		socket 2P+E 10A 250V a.c. - 19 mm center distance - shielded socket contacts, Ø 4 mm
<input type="checkbox"/> HD4180 <input type="checkbox"/> HC4180 <input checked="" type="checkbox"/> HS4180		socket 2P+E 10/16A 250V a.c. - 19 mm and 26 mm center distance - shielded socket contacts
○ H4180R		socket as above - red, for exclusive uses

ITALIAN STANDARD		
	2 modules	
<input type="checkbox"/> HD4140 <input type="checkbox"/> HC4140 <input checked="" type="checkbox"/> HS4140		socket 2P+E 10/16A with side contacts and central earthing-contact for German standard sockets and 10A plugs with lined up pins - type P30 - center line of holes 19 mm - shuttered contact tubes
○ H4140R		socket as above - red, for exclusive uses
○ H4140RW		socket as above - red, for exclusive uses - screwless terminals
<input type="checkbox"/> HD4140A16 <input type="checkbox"/> HC4140/16 <input checked="" type="checkbox"/> HS4140/16		socket 2P+E 10A and 16A 250V a.c. - 19 mm and 26 mm center distance, 2-center socket configuration - protected socket contacts; earth side contacts for German standard plugs; suitable for Italian standard plugs 2P and 2P+E 10/16A, German standard plugs 2P+E 16A
○ H4140/16R		socket as above - red, for exclusive uses

GERMAN AND ITALIAN STANDARD FLAT SOCKET		
<input type="checkbox"/> HD4140/16F <input type="checkbox"/> HC4140/16F <input checked="" type="checkbox"/> HS4140/16F		When the plug is inserted the socket surface slides inside the casing; it returns to its initial position when the plug is taken out. Socket 2 P+E 16 A 250 Va.c. - 19 and 26 mm centre distance in 2-centre configuration - protected tulip contacts; side earth contact for German standard plugs; suitable for: Italian standard plugs 2P and 2 P+E 10/16 A, and 16A, German standard plugs 2P+E 16 A.

## Israeli, Egypt and Swiss standard



Item	ISRAELI STANDARD	
<input type="checkbox"/> HD4183 <input type="checkbox"/> HC4183 <input checked="" type="checkbox"/> HS4183		socket 2P+E 10/16A 250Vc.a. - lightable with led lamp item 11256 - Israeli standard - 2 modules

EGYPT STANDARD		
<input type="checkbox"/> HD4122ET <input type="checkbox"/> HC4122ET <input checked="" type="checkbox"/> HS4122ET		socket 2P 10A 250V c.a. - contact tubes Ø 4 - 4.8mm - center line of holes 19mm - Egypt standard - 1 module

SWISS STANDARD		
<input type="checkbox"/> HD4164T13 <input type="checkbox"/> HC4164/13 <input checked="" type="checkbox"/> HS4164/13		socket as above - 2 modules

MULTISTANDARD SOCKETS		
<input type="checkbox"/> HD4139 <input type="checkbox"/> HC4139 <input checked="" type="checkbox"/> HS4139		socket 2P+T 5/6/10/13A 250V a.c. and 127V a.c. - multistandard - 2 modules

SHAVER SOCKETS		
<input type="checkbox"/> HD4177 <input type="checkbox"/> HC4177 <input checked="" type="checkbox"/> HS4177		shaver socket with insulating transformer - input voltage 230V a.c. 50/60Hz - output voltage 115/230V a.c. 20VA - 3 modules

<input type="checkbox"/> HD4177V127 <input type="checkbox"/> HC4177/127 <input checked="" type="checkbox"/> HS4177/127		as above - input voltage 127V a.c.
--	--	------------------------------------

<input type="checkbox"/> HD4178 <input type="checkbox"/> HC4178 <input checked="" type="checkbox"/> HS4178		shaver socket with insulating transformer - input voltage 230V a.c. 50/60Hz - output voltage 115/230V a.c. 20VA - British standard - IP24 - Item conform to BS-EN 61558-2-5
--	--	---

# TV, FM AND SAT SOCKETS



H4202D



H4202P14



H4202P10











H4202F



H4214D



H4214M2D

<p>Item</p> <p>○ H4202D</p> 	<p><b>STAR TV SOCKET</b></p> <p>Star coaxial socket for single-user aerial systems, also remote powered and centralised, and single-user / centralised satellite systems with current and signal transfer for channels selection; shielded connection clamps with captive screws - Ø 9.5 mm; male connector - supplied in package with common mechanism and front covers in different aesthetic finishes</p>	<p>Item</p> <p>○ H4202F</p> 	<p><b>TYPE-F SAT SOCKET</b></p> <p>Type-F coaxial socket - impedance 75 ohm - screw hook - supplied in package with common mechanism and front covers in different aesthetic finishes - 1 module</p>
<p>○ H4202P14</p> 	<p><b>PASSTHROUGH TV SOCKET</b></p> <p>Passthrough coaxial socket, -14dB attenuation, for centralised TV systems, also remote powered, and centralised satellite systems with current and signal transfer for channels selection - shielded connection clamps with captive screws - Ø 9.5 mm; male connector - supplied in package with common mechanism and front covers in different aesthetic finishes - 1 module</p>	<p>○ H4217M2D</p> 	<p>Star demixed TV-SAT sockets for DVB-T, cablecast and satellite installation UHD TV, 4GLTE compatible. For distribution of TV &amp; Radio signals. Recommended coaxial cable: 17 VATC - Meet EN 50083 and EN 50083-2 European directive. TV male connector (09.5 mm) - SAT F type connector - TV: 5-68/120-862 MHz; R: 87.5 - 108 MHz; - SAT: 950-2400 MHz - attenuation 1.5 dB - 2 modules</p>
<p>○ H4202P10</p> 	<p><b>TERMINAL TV SOCKET</b></p> <p>Terminal coaxial socket, -10dB attenuation, for centralised TV systems, also remote powered, and centralised satellite systems with current and signal transfer for channels selection; shielded connection clamps with captive screws - Ø 9,5 mm - male connector - incorporated impedance final adapter 75 Ω - supplied in package with common mechanism and front covers in different aesthetic finishes - 1 module</p>	<p>○ H4217M2P10</p> 	<p>Terminal demixed TV-SAT sockets for DVB-T, cablecast and satellite installation UHD TV, 4GLTE compatible. For distribution of TV &amp; Radio signals. Meet EN 50083 and EN 50083-2 European directive - TV male connector (09.5 mm) - SAT F type connector - TV: 5-68/120-862 MHz; R: 87.5 - 108 MHz; - SAT: 950-2400 MHz - attenuation 10 dB - 2 modules</p>
		<p>○ H4217M2P14</p> 	<p>Passthrough demixed TV-SAT sockets for DVB-T, cablecast and satellite installation UHD TV, 4GLTE compatible. For distribution of TV &amp; Radio signals. Meet EN 50083 and EN 50083-2 European directive - TV male connector (09.5 mm) - SAT F type connector - TV: 5-68/120-862 MHz; R: 87.5 - 108 MHz; - SAT: 950-2400 MHz - attenuation 14 dB - 2 modules</p>
		<p>○ H4214D</p> 	<p><b>STAR TV/SAT DEMIXED SOCKET</b></p> <p>Star demixed coaxial socket for single-user aerial systems, also remote powered and shunting centralised, and for single-user /shunting centralised satellite systems with current and signal transfer for channels selection; Ø 9.5 mm male TV connector - type F SAT connector - supplied in package with common mechanism and front covers in different aesthetic finishes - 1 module</p>
		<p>○ H4214M2D</p>	<p>as above - 2 modules</p>

**NOTE:** for an optimum use of the product, all the outputs must be used

**NOTE:** the photographs of the Axolute items represent the product code indicated to which one of the three front cover plates (white, tech or anthracite) available in the package is already fitted.

## TV, FM AND SAT SOCKETS



Item		<b>STAR TV/R/SAT DEMIXED SOCKET</b>
<input type="radio"/> H4210M2D		Star demixed coaxial socket for single-user aerial systems, also remote powered and shunting centralised, and for single-user /shunting centralised satellite systems with current and signal transfer for channels selection, and for radio systems; Ø 9.5 mm male TV connector - type F SAT connector and female radio Ø 9,5 mm - supplied in package with common mechanism and front covers in different aesthetic finishes - 2 modules
<b>NOTE:</b> for an optimum use of the product, all the outputs must be used		
Item		<b>TV-RD SOCKET FOR CABLE OPERATOR</b>
<input type="radio"/> H4211M2C		Double coaxial shunted socket for TV and FM-LMC reception - Ø 9.5mm - Belgium (Telenet operator)
Item		<b>FRONT COVERS</b>
<input type="checkbox"/> HD4204 <input type="checkbox"/> HC4204 <input type="checkbox"/> HS4204		front cover for TV+FM socket
<input type="checkbox"/> HD4207 <input type="checkbox"/> HC4207 <input type="checkbox"/> HS4207		front cover for TV+FM+SAT socket
<input type="checkbox"/> HD4212 <input type="checkbox"/> HC4212 <input type="checkbox"/> HS4212		front cover for TV/FM+SAT socket
Item		<b>PLUG</b>
<input type="radio"/> S2133		Plugs, mobile TV jacks and terminal resistance Mobile TV plug and jack - Ø 9.5 mm - white - for TV + SAT jacks and N/NT4206D
<input type="radio"/> 75RTN		Terminal resistance for line closing 75Ω impedance in installations with cascade connection - to be added to the last pass-through jack

## USB CHARGERS



Item		<b>USB CHARGER</b>
<input type="checkbox"/> HD4285C1 <input type="checkbox"/> HC4285C1 <input type="checkbox"/> HS4285C1		5 Vdc USB charger to be used only for recharging electronic devices up to 1.1 mA like mobile phones, smartphones, tablets and similar - 230 Vac power supply
<input type="checkbox"/> HD4285C2 <input type="checkbox"/> HC4285C2 <input type="checkbox"/> HS4285C2		5 Vdc USB charger for quick charge of one single electronic device (mobile phones, smartphones, tablets or similar) up to 2400 mA or simultaneous charging of two devices up to 1200 mA - 110÷230 Vac 50÷60 Hz power supply
<input type="checkbox"/> HD4286C1 <input type="checkbox"/> HC4286C1 <input type="checkbox"/> HS4286C1		5 Vdc type C USB charger only for charging electronic devices up to 1,500 mA - 110-230 V 50-60 Hz DIRECT power supply - 1 module
<input type="checkbox"/> HD4286C2 <input type="checkbox"/> HC4286C2 <input type="checkbox"/> HS4286C2		5 Vdc type C USB charger for quick charge of one single electronic device up to 3,000 mA or simultaneous charging of two devices up to 1,500 mA - 110-230 V 50-60 Hz DIRECT power supply, 2 modules
<input type="checkbox"/> HD4872C2 <input type="checkbox"/> HC4872C2 <input type="checkbox"/> HS4872C2		5 Vdc type A and C USB charger for quick charge of single electronic devices up to 3,000 mA or simultaneous charging of two devices up to 1,500 mA - 110-230 V 50-60 Hz DIRECT power supply - 2 modules
Item		<b>INDUCTION AND USB CHARGER</b>
<input type="radio"/> H4285CW2		allows the quick and wireless charging of smartphones with induction receiver. Suitable for the bed head, sideboards, desks and work areas. Compliant with WPC Qi (World Power consortium) and EN 62479 (EF emissions) standards Meets the electromagnetic field safety requirements and does not cause disturbance to other radio emissions (Zigbee TNT, GSM 4G, ...). It has 2 50x80 mm aerials for quick coupling of the smartphone. The antislip support surface is inclined by 10°. Antitheft "lock" function. Energy performance >85%. It has a 2,400 mA type A USB port to supply a second device. 12 W. Size 136.5 x 70 x 56.5 mm

## DATA CONNECTORS



HD4279C6A  
HD4279C6  
HD4279C6S



HD4268SC



HC4258/11N



HC4238M  
HC4238S



HS4268ST



HS4268LC

Item	CONNECTORS RJ45		
	Type of connector	Cat.	Type of connection
<input type="checkbox"/> HD4279C6A <input checked="" type="checkbox"/> HC4279C6A <input checked="" type="checkbox"/> HS4279C6A		RJ45	6A STP toolless IDC
<input type="checkbox"/> HD4279C6 <input checked="" type="checkbox"/> HC4279C6 <input checked="" type="checkbox"/> HS4279C6		RJ45	6 UTP toolless IDC
<input type="checkbox"/> HD4279C6S <input checked="" type="checkbox"/> HC4279C6S <input checked="" type="checkbox"/> HS4279C6S		RJ45	6 STP toolless IDC
<input type="checkbox"/> HD4262C6 <input checked="" type="checkbox"/> HC4262C6 <input checked="" type="checkbox"/> HS4262C6		RJ45	6 UTP 110 IDC
<input type="checkbox"/> HD4262C6S <input checked="" type="checkbox"/> HC4262C6S <input checked="" type="checkbox"/> HS4262C6S		RJ45	6 STP 110 IDC

### CONNECTORS RJ11 - RJ12

Item	Type of connector	Cat.	Type of connection
<input type="checkbox"/> HD4258C11N <input checked="" type="checkbox"/> HC4258/11N <input checked="" type="checkbox"/> HS4258/11N		RJ11	3 K10

### TELEPHONE SOCKET MODULES

<input type="checkbox"/> HD4238M <input checked="" type="checkbox"/> HC4238M <input checked="" type="checkbox"/> HS4238M		master telephone socket	
<input type="checkbox"/> HD4238S <input checked="" type="checkbox"/> HC4238S <input checked="" type="checkbox"/> HS4238S		secondary telephone socket	

Items conform to BS 6312

### OPTICAL FIBER SOCKETS

<input type="checkbox"/> HD4268SC <input checked="" type="checkbox"/> HC4268SC <input checked="" type="checkbox"/> HS4268SC		coupling jack for optical fiber - SC cable socket - duplex	
<input type="checkbox"/> HD4268ST <input checked="" type="checkbox"/> HC4268ST <input checked="" type="checkbox"/> HS4268ST		coupling jack for optical fiber - ST cable socket - duplex	
<input type="checkbox"/> HD4268LC <input checked="" type="checkbox"/> HC4268LC <input checked="" type="checkbox"/> HS4268LC		coupling jack for optical fiber - LC cable socket - duplex	

Items supplied on demand, to order consult the BTicino staff

## AUDIO-VIDEO AND OTHER SOCKETS



HD4280



HD4281



HC4285



HS4284



HS4294



HS4285

Item	NEW AUDIO-VIDEO SOCKETS	
<input type="checkbox"/> HD4280 <input checked="" type="checkbox"/> HC4280 <input checked="" type="checkbox"/> HS4280		audio socket - jack 3.5
<input type="checkbox"/> HD4281 <input checked="" type="checkbox"/> HC4281 <input checked="" type="checkbox"/> HS4281		audio socket - RCA x 2
<input type="checkbox"/> HD4294 <input checked="" type="checkbox"/> HC4294 <input checked="" type="checkbox"/> HS4294		connector for home cinema loudspeakers
<b>OTHER SOCKETS</b>		
<input type="checkbox"/> HD4284 <input checked="" type="checkbox"/> HC4284 <input checked="" type="checkbox"/> HS4284		pre-connected HDMI 2.0 connector - 2 module
<input type="checkbox"/> HD4285 <input checked="" type="checkbox"/> HC4285 <input checked="" type="checkbox"/> HS4285		USB socket - not powered

## AUDIBLE SIGNALLING DEVICES



HD4351V12 HD4356V12 HC4355/12  
 HD4351V230 HD4356V230  
 HD4351V127 HD4356V127



HS4356/12 HS4351/12  
 HS4356/230 HS4351/230  
 HS4356/127 HS4351/127

Item		BELLS
<input type="checkbox"/> HD4351V12 <input type="checkbox"/> HC4351/12 <input type="checkbox"/> HS4351/12		bronze bell 12V a.c. - 5VA - 80dB
<input type="checkbox"/> HD4351V230 <input type="checkbox"/> HC4351/230 <input type="checkbox"/> HS4351/230		bronze bell 230V a.c. - 12VA - 80dB
<input type="checkbox"/> HD4351V127 <input type="checkbox"/> HC4351/127 <input type="checkbox"/> HS4351/127		bronze bell 127V a.c. - 12VA - 80dB
<input type="checkbox"/> HD4355V12 <input type="checkbox"/> HC4355/12 <input type="checkbox"/> HS4355/12		electronic bell - 3 different sounds - with volume adjustment front - power supply 12V a.c. - d.c. - 2 modules

Item conform to BS EN 62 080

Item		BUZZERS
<input type="checkbox"/> HD4356V12 <input type="checkbox"/> HC4356/12 <input type="checkbox"/> HS4356/12		buzzer 12V a.c. - 5VA - 80dB
<input type="checkbox"/> HD4356V230 <input type="checkbox"/> HC4356/230 <input type="checkbox"/> HS4356/230		buzzer 230V a.c. - 12VA - 80dB
<input type="checkbox"/> HD4356V127 <input type="checkbox"/> HC4356/127 <input type="checkbox"/> HS4356/127		buzzer 127V a.c. - 12VA - 80dB

Item conform to BS EN 62 080

## LUMINOUS SIGNALLING DEVICES



H4371B/12 H4371T/12 H4371R/12 H4371V/12  
 H4371B/24 H4371T/24 H4371R/24 H4371V/24  
 H4371B/230 H4371T/230 H4371R/230 H4371V/230

Item	No. of diffusers	Colours of diffusers	Power supply	Current voltage	Power
<input type="radio"/> H4371B/12	1	blue	12V a.c.	26mA	300mW
<input type="radio"/> H4371B/24	1	blue	24V a.c.	27mA	700mW
<input type="radio"/> H4371B/230	1	blue	127 and 230V a.c.	21mA	500mW
<input type="radio"/> H4371T/12	1	transp.	12V a.c.	26mA	300mW
<input type="radio"/> H4371T/24	1	transp.	24V a.c.	27mA	700mW
<input type="radio"/> H4371T/230	1	transp.	127 and 230V a.c.	21mA	500mW
<input type="radio"/> H4371R/12	1	red	12V a.c.	26mA	300mW
<input type="radio"/> H4371R/24	1	red	24V a.c.	27mA	700mW
<input type="radio"/> H4371R/230	1	red	127 and 230V a.c.	21mA	500mW
<input type="radio"/> H4371V/12	1	green	12V a.c.	26mA	300mW
<input type="radio"/> H4371V/24	1	green	24V a.c.	27mA	700mW
<input type="radio"/> H4371V/230	1	green	127 and 230V a.c.	21mA	500mW

Items conform to BS EN 62 094-1

# LIGHTING DEVICES



H4380N



4380NB



H4360



H4361



H4384X1



H4386X1



L4784/1



HS4362

Item		<b>REMOVABLE TORCH</b>
<input type="radio"/> H4380N		Pull-out and rechargeable torch with automatic switching on device. - It lights up automatically when there is a power cut – push&pull pull-out system complete with recharge base – white light LED with high luminous efficiency – ON/OFF switch and SPOT pushbutton to increase the brightness when necessary – interchangeable Ni-MH batteries without “memory” effect – 2 hour life – low consumption in stand-by 0.4 W – 230 Va.c. power supply - 2 modules. Supplied with neutral base and front cover plates in white, tech, anthracite colours
<input type="radio"/> 4380NB		spare batteries for removable torch

Item		<b>DIMMER READING LAMP</b>
<input type="checkbox"/> HD4362 <input type="checkbox"/> HC4362 <input checked="" type="checkbox"/> HS4362		It is installed at the bedhead giving directional lighting. It has a flexible arm so that the lighting arm can be directed. The brightness can be dimmed by pressing the integrated ON/OFF control for a long time. It can also be connected to a remote control and, if necessary, the integrated control can be disabled with a 30 sec. press. - LED lamp - 3W consumption - Luminous flux 110 lumen (equivalent to 15 W incandescence) - Life 40,000 hours - 1 module (flush-mounted).

		<b>STEP MARKER LAMPS</b>
<input type="radio"/> H4382V12V24		step marker lamp with white-lighted LED - 12/24V a.c. - absorption 0.5 W
<input type="radio"/> H4382/230		step marker lamp with white-lighted LED - 230V a.c. and 127V a.c. - absorption 0.5 W

		<b>EMERGENCY LIGHTS</b>
<input type="radio"/> H4384X1		emergency light that illuminates automatically upon power failure - LED indicating mains status - local disactivating pushbutton - possible distant exclusion through switch - replaceable rechargeable Ni-Cd battery - 1 hour duration - power supply 230 Vac, 60 Hz - 1 W lamp - 4 modules - 50 and 60 Hz
<input type="radio"/> H4386X1		as above - 1 hour duration - 1.3 W - 6 modules

Items conform to BS EN 62 094-1

		<b>SWIVEL 360° LAMP</b>
<input type="radio"/> H4360		It is installed above a work place (kitchen, bedroom, desk ...) - Can be oriented by 360° for best lighting of the zone required - It can be controlled by a standard switch or an electronic switch without neutral, by a dimmer or an automatic switch with neutral – LED lamps – Consumption 2.8W – Luminous flux 70 lumen – life: approx. 50.000 hours - 2 modules - Supplied with neutral base and front cover plates in white, tech, anthracite colours

		<b>SPARE BATTERY</b>
<input type="radio"/> L4784/1		spare battery for Item H4384X1

		<b>DIRECTIONAL LAMP</b>
<input type="radio"/> H4361		Allows you to create directional and decorative lighting. We recommend installation at 30 cm from the floor - It can be controlled by a standard switch or an electronic switch without neutral, by a dimmer or an automatic switch with neutral - LED lamp - Consumption 2.2W - Luminous flux 70 lumen - life: approx. 50.000 hours - 2 modules - Supplied with neutral base and front cover plates in white, tech, anthracite colours

# ELECTRICAL SAFETY DEVICES



HD4301A6  
HD4301A10  
HD4301A16



HC4321



HC4305/6  
HC4305/10  
HC4305/16



HS4322



HS4536

Item		<b>CIRCUIT BREAKERS</b>
		Automatic thermal magnetic circuit breakers
<input type="checkbox"/> HD4301A6 <input type="checkbox"/> HC4301/6 <input type="checkbox"/> HS4301/6		2 pole automatic thermal magnetic with 1 protected pole indicator of open/closed contacts - breaking capacity 1500 A 127/230 Va.c.
<input type="checkbox"/> HD4301A10 <input type="checkbox"/> HC4301/10 <input type="checkbox"/> HS4301/10		circuit breaker as above - 10 A - breaking capacity 3000 A 127/230 Va.c.
<input type="checkbox"/> HD4301A16 <input type="checkbox"/> HC4301/16 <input type="checkbox"/> HS4301/16		circuit breaker as above - 16A - breaking capacity 3000 A 127/230Va.c.

Items conform to BS EN 60 898

<b>"SALVAVITA"</b>		
		Residual current thermal magnetic automatic circuit breakers
<input type="checkbox"/> HD4305A6 <input type="checkbox"/> HC4305/6 <input type="checkbox"/> HS4305/6		"Salvavita" double pole RCBO type A with 1 protected pole I $\Delta$ n 10 mA - 6A 127/230 Va.c. - indicator of open/closed contacts - test pushbutton - breaking capacity 1500 A 127/230 Va.c. - 2 modules
<input type="checkbox"/> HD4305A10 <input type="checkbox"/> HC4305/10 <input type="checkbox"/> HS4305/10		"Salvavita" as above - 10A - breaking capacity 3000 A 127/230 Va.c.
<input type="checkbox"/> HD4305A16 <input type="checkbox"/> HC4305/16 <input type="checkbox"/> HS4305/16		"Salvavita" as above - 16A - breaking capacity 3000 A 127/230 Va.c.

<b>FUSE CARRIER</b>		
<input type="checkbox"/> HD4321 <input type="checkbox"/> HC4321 <input type="checkbox"/> HS4321		fuse carrier for fuses 5x20 and 6.3x32 - max. 10A 250Va.c.
<input type="checkbox"/> HD4322 <input type="checkbox"/> HC4322 <input type="checkbox"/> HS4322		fuse carrier for T fuses - max. 16A 250Va.c.

Item	<b>CARTRIDGE FUSES</b>
<input type="radio"/> T/...	4-6-10-16-20 A - 400 V - breaking capacity 50 KA ceramic body - $\varnothing$ 8.5x31.5 mm
<input type="radio"/> T1/...	4-6-10 -16-20-25 A - 400 V - breaking capacity 50 KA ceramic body - $\varnothing$ 9x36 mm
<input type="radio"/> T0/...	2-4-6-10-16A - 250V - breaking capacity 1.5KA ceramic body for home series devices - $\varnothing$ 6x28 mm

To be used with HD4322, HC4322, HS4322 fuse carrier

**NOTE:** specify in the order the desired rated current

<b>CURRENT DISCHARGER</b>	
<input type="checkbox"/> HD4536 <input type="checkbox"/> HC4536 <input type="checkbox"/> HS4536	1P Overvoltage discharger to be combined with the users mains socket rated discharge voltage I $_n$ =1kA - max. current I $_{max}$ =2kA - max. protection voltage U $_p$ =1kV - rated voltage U $_n$ =110-230Va.c. - max. permanent voltage U $_c$ =250Va.c.

# LUMINOUS SUPPORTING FRAME



# BLANK PLATES



**Note:** HA4703... - HB4703... - HA4704... - HB4704... to install only in 503E, PB503, 504E, PB504 boxes

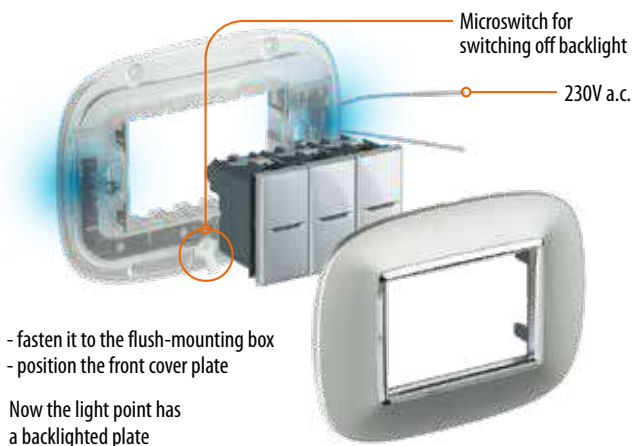
Item	LUMINOUS SUPPORTING FRAME
○ HA4702X	luminous supporting frame 2 mod. for rectangular plates - 230V a.c. - 2.5mA - 0.3W
○ HB4702X	luminous supporting frame 2 mod. for elliptic plates - 230V a.c. - 2.5mA - 0.3W
○ HA4703X	luminous supporting frame 3 mod. for rectangular plates - 230V a.c. - 2.5mA - 0.3W
○ HA4703X/127	as above - 127V a.c.
○ HB4703X	luminous supporting frame 3 mod. for elliptic plates - 230V a.c. - 2.5mA - 0.3W
○ HB4703X/127	as above - 127V a.c.
○ HA4704X	luminous supporting frame 4 mod. for rectangular plates - 230V a.c. - 2.5mA - 0.3W
○ HA4704X/127	as above - 127V a.c.
○ HB4704X	luminous supporting frame 4 mod. for elliptic plates - 230V a.c. - 2.5mA - 0.3W
○ HB4704X/127	as above - 127V a.c.

Items conform to BS EN 62094-1. The supporting frames cannot be set side by side

Item	BLANK PLATES
□ HD4949 ■ HC4949 ■ HS4949	1/2 module blank plate
□ HD4950 ■ HC4950 ■ HS4950	1 module blank plate
□ HD4951 ■ HC4951 ■ HS4951	2 modules blank plate
□ HD4953 ■ HC4953 ■ HS4953	standard output with hole, diameter 9 mm
□ HD4954 ■ HC4954 ■ HS4954	standard output diam. 9 mm with 2 terminals for small junctions
□ HD4955A20 ■ HC4955/20 ■ HS4955/20	20A flex outlet frontplate unfused Item conform to BS 5733
□ HD4955A45 ■ HC4955/45 ■ HS4955/45	45A flex outlet frontplate unfused Item conform to BS 5733

### Note on usage of the luminous supporting frame

- install the devices on the luminous supporting frame as on a standard supporting frame
- wire the luminous supporting frame and devices



# LED LAMPS




11255  
11256



H4743/230B

Item		LED LAMP FOR BACKLIGHT
○ H4743/230B		LED lamp - 230 Va.c. - BLUE
○ H4743/127B		LED lamp - 127 Va.c. - BLUE
○ H4743/12B		LED lamp - 12-24 Va.c. - BLUE
○ LN4743/230A		LED lamp - 230 Va.c. - AMBER
○ LN4743/127A		LED lamp - 127 Va.c. - AMBER
○ LN4743/12A		LED lamp - 12-24 Va.c. - AMBER
○ LN4743/230V		LED lamp - 230 Va.c. - GREEN
○ LN4743/127V		LED lamp - 127 Va.c. - GREEN
○ LN4743/12V		LED lamp - 12-24 Va.c. - GREEN
○ LN4743/230T		LED lamp - 230 Va.c. - WHITE
○ LN4743/127T		LED lamp - 127 Va.c. - WHITE
○ LN4743/12T		LED lamp - 12-24 Va.c. - WHITE
○ 11255		LED lamp - 230V a.c.
○ 11256		LED lamp for item HD-HC-HS4183



**TABLE OF DEVICES BACKLITABLE WITH LED ITEM 11255**

BS Switch socket outlets

HD4151 - HC4151 - HS4151

HD4151 - HC4152 - HS4152

HD4151 - HC4153 - HS4153

Switches	Two-way switches	Intermediate switches	Pushbuttons	Sockets with screw terminals	Sockets with screwless terminals
HD4001N - HD4001M2N	HD4003N - HD4003M2N	HD4004 - HD4004M2	HD4005N - HD4005M2N	HD4140	
HC4001N - HC4001M2N	HC4003N - HC4003M2N	HC4004 - HC4004/2	HC4005N - HC4005M2N	HC4140	
HS4001N - HS4001M2N	HS4003N - HS4003M2N	HS4004 - HS4004/2	HS4005N - HS4005M2N	HS4140	
				HD4140A16	
				HC4140/16	
				HS4140/16	
HD4051 - HD4051M2	HD4053 - HD4053M2	HD4054 - HD4054M2	HD4055 - HD4055M2	HD4141	HD4141W
HC4051 - HC4051/2	HC4053 - HC4053/2	HC4054 - HC4054/2	HC4055 - HC4055/2	HC4141	HC4141W
HS4051 - HS4051/2	HS4053 - HS4053/2	HS4054 - HS4054/2	HS4055 - HS4055/2	HS4141	HS4141W
HD4001AN - HD4001M2AN	HD4003AN - HD4003M2AN		HD4005AN - HD4005M2AN	H4140R	
HC4001AN - HC4001M2AN	HC4003AN - HC4003M2AN		HC4005AN - HC4005M2AN	H4140R	
HS4001AN - HS4001M2AN	HS4003AN - HS4003M2AN		HS4005AN - HS4005M2AN	H4140/16R	
HD4051A - HD4051M2A	HD4053A - HD4053M2A		HD4055A - HD4055M2A	H4141R	HD4141PW
HC4051A - HC4051M2A	HC4053A - HC4053M2A		HC4055A - HC4055M2A	H4141R	HC4141PW
HS4051A - HS4051M2A	HS4053A - HS4053M2A		HS4055A - HS4055M2A	HD4142AN	HS4141PW
				HC4142AN	
				HS4142AN	
				H4142R	

**NOTE:** see previous pages for LED insertion details

# ACCESSORIES



503CG



503EV




503DE



26603



box extension











PBD68

Tooth cutter

**NOTE:** PBD68 is an accessory used with the hollow milling cutter, diameter 68 mm, for the installation of BTicino boxes for plasterboard PB5... This disk creates a reduction which allows the box to be flush-mounted with the wall.

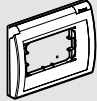
Item	ACCESSORY FOR HOLLOW MILLING CUTTER
○ PBD68	disk-type cutter for the installation of boxes in plasterboard

FLUSH-MOUNTING BOX ACCESSORIES	
○ 503CG	 protecting cover for flush-mounting box Item 503E - can be used during finishing plastering works
○ 503EV	 internal divider - material: resin - for boxes Item 503E new design
○ 503DE	 internal divider - material: resin - for boxes Item 504E
○ 503EC	 finishing cover for item 503E flush mounted box - to be sealed when using it as junction box - it can be painted
○ 503ED	 coupler for boxes 502E, 503E, 504E (horizontal and vertical) and box 506L (vertical only). Do not use with box extension.
○ 504EC	 cover as above for boxes item 504E
○ 506EC	 cover as above for boxes item 506E
○ 500/02A	 pair of 50 mm screws for Axolute AIR support frames

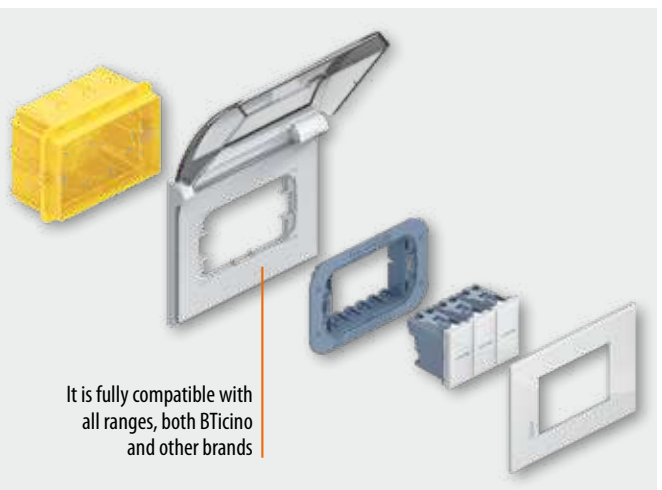
BOX EXTENSION	
○ 503ESE	adapter, for increasing the depth of 503E flush mounted boxes
○ 504ESE	adapter, for increasing the depth of 504E flush mounted boxes
○ 506LSE	adapter, for increasing the depth of 506L flush mounted boxes
○ 506ESE	adapter, for increasing the depth of 506E flush mounted boxes

These adapters may be used when installing the box. They make wiring easier in case of several cables inside the same box, or for particularly deep devices.

Item	ACCESSORY FOR COVER PLATES REMOVAL
○ H4802KY	 suction pads accessory for the removal of Axolute AIR cover plates

Item	IP44 UNIVERSAL COVER
○ 26603	 IP44 protection cover (guaranteed when closed). Ideal for installation where an IP44 protection degree is required. It is fully compatible with all ranges, both BTicino and other brands. It's made using high quality materials that ensure long-term resistance in all weather conditions. It can be installed on Italian standard 3-module flush mounted box. Size: H=11.6 mm - L=14.3 mm

## IP44 Universal cover



It is fully compatible with all ranges, both BTicino and other brands

# HOTEL OFFER RANGE

This page lists the devices specifically intended for hotel room services. The BTicino hotel room offer range, and in more general terms for the hotel sector, includes however many more devices that are also used in other sectors, and are therefore listed in various sections throughout this catalogue. Some of them are, for example:

- comfort devices = light, curtain, and scenario controls with dedicated symbols. Also, thermostats, and temperature probes with knobs
- audio and video devices = connectors for every need, and sound signalling devices
- safety devices = step lights, and emergency lamps



Item		<b>BADGE-HOLDER POCKET</b>
<input type="radio"/> H4549		key card switch for the power supply inside the hotel room - slot light with built-in lamp - 30 second switch-off delay - power supply 230 Va.c. - 2 modules - to be completed with front cover in the desired look
<input type="radio"/> H4548		key card switch for the power supply inside the hotel room with RFID technology recognition - slot light with built-in lamp - 30 second switch off delay - power supply 230 Va.c. - 2 modules - to be completed with front cover in the desired look
<input type="checkbox"/> HD4547 <input type="checkbox"/> HC4547 <input type="checkbox"/> HS4547		<b>FRONT COVERS FOR BADGE-HOLDER POCKETS</b> Front cover for traditional badge-holder pocket or SCS - 2 modules
<input type="radio"/> H4372V230H		<b>LAMPHOLDER FOR OFF-DOOR SIGNALLING</b> 230 V out-door lampholder with double optical signalling: do not disturb (DND) and make up room (MUR) – the 230 V LEDs are not interchangeable
<input type="checkbox"/> HD4177 <input type="checkbox"/> HC4177 <input type="checkbox"/> HS4177		<b>SHAVER SOCKETS</b> shaver socket with insulation transformer - input voltage 230 Vac @ 50/60 Hz - output voltage 115/230 Vac 20 VA
<input type="checkbox"/> HD4033 <input type="checkbox"/> HC4033 <input type="checkbox"/> HS4033		<b>CORD PUSHBUTTONS</b> cord pushbutton 1 P NO 10 A for bathroom alarm
<input type="checkbox"/> HD4285C <input type="checkbox"/> HC4285C <input type="checkbox"/> HS4285C		<b>USB CHARGER</b> 5 Vdc USB charger to be used only for recharging electronic devices up to 750 mA like mobile phones, smartphones, tablets and similar - 230 Vac power supply
<input type="checkbox"/> HD4285C2 <input type="checkbox"/> HC4285C2 <input type="checkbox"/> HS4285C2		5 Vdc USB charger for quick charge of one single electronic device (mobile phones, smartphones, tablets or similar) up to 2400 mA or simultaneous charging of two devices up to 1200 mA - 110÷230 Vac 50÷60 Hz power supply

Item		<b>KEY COVER WITH SYMBOLS FOR AXIAL CONTROLS</b>
<input type="checkbox"/> HD4921BL <input type="checkbox"/> HC4921BL <input type="checkbox"/> HS4921BL		bed light
<input type="checkbox"/> HD4921M2BL <input type="checkbox"/> HC4921M2BL <input type="checkbox"/> HS4921M2BL		bed light - 2 modules
<input type="checkbox"/> HD4921DD <input type="checkbox"/> HC4921DD <input type="checkbox"/> HS4921DD		do not disturb
<input type="checkbox"/> HD4921MR <input type="checkbox"/> HC4921MR <input type="checkbox"/> HS4921MR		rearrange the room
<input type="checkbox"/> HD4915DD <input type="checkbox"/> HC4915DD <input type="checkbox"/> HS4915DD		<b>KEY COVERS WITH SYMBOLS FOR MY HOME CONTROL</b> key cover for rocker control devices with "do not disturb" symbol
<input type="checkbox"/> HD4915M2DD <input type="checkbox"/> HC4915M2DD <input type="checkbox"/> HS4915M2DD		"do not disturb" key covers , 2 modules
<input type="checkbox"/> HD4915MR <input type="checkbox"/> HC4915MR <input type="checkbox"/> HS4915MR		key cover with "rearrange the room" symbol
<input type="checkbox"/> HD4915BL <input type="checkbox"/> HC4915BL <input type="checkbox"/> HS4915BL		key cover with "room light" symbol
<input type="checkbox"/> HD4915M2BL <input type="checkbox"/> HC4915M2BL <input type="checkbox"/> HS4915M2BL		key cover as above - 2 modules
<input type="checkbox"/> HD4362 <input type="checkbox"/> HC4362 <input type="checkbox"/> HS4362		<b>DIMMER READING LAMP</b> It is installed at the bedhead giving directional lighting. It has a flexible arm so that the lighting arm can be directed. The brightness can be dimmed by pressing the integrated ON/OFF control for a long time. It can also be connected to a remote control and, if necessary, the integrated control can be disabled with a 30 sec. press. - LED lamp – 3W consumption – Luminous flux 110 lumen (equivalent to 15 W incandescence) – Life 40,000 hours – 1 module (flush-mounted).



## CONNECTED HOME

The number of connected products such as telephones, TVs, music players and appliances is constantly growing every year.

BTicino is a main player in this trend, providing several solutions, such as Smarter, connected video internal units, the NUVO multi-room audio system, etc. For the NUVO product list, consult the specific Catalogue.



# Smarter CONNECTED THERMOSTAT



XW8002  
XW8002W



XM8002



XG8002

Item

## CONNECTED THERMOSTAT

- XW8002
- XG8002
- XM8002



The Smarter with Netatmo connected thermostat, together with the dedicated HOME+CONTROL APP, is a device which allows you to adjust and monitor the temperature in the rooms precisely and accurately; all the programming and most of the functions are performed simply and intuitively using the APP. Thanks to its Wi-Fi connection, Smarter with Netatmo can be programmed and controlled remotely; it can also display the temperature and humidity measured in the room. The temperature level can be set locally for manual operation and the Boost mode can be activated. The Boost forces the switching on of the system for a limited time (30, 60 or 90 minutes) independent of the measured and programmed temperature.

It's also possible to set a different temperature in each room of the house for the maximum comfort, thanks to its compatibility with Netatmo's smart radiator valves.

Smarter with Netatmo can also be controlled with Google, Amazon Alexa and Apple Home Kit voice assistants.

### Features:

- 110 ÷ 230 Va.c., 50/60 Hz power supply;
- 2 W max absorption;
- maximum cable section 1 x 1.5mm<sup>2</sup>;
- temperature measurement 5 ÷ 40°C;
- temperature set-point 5 ÷ 40°C,
- increase of 0.5°C;
- 1-contact output in switching free of potential 5(2)A.

### Types of installation:

- flush mounted, on boxes item 503E or 500 (for item 500 use the wall dowels)
- plasterboard, on boxes 2 module e 3 module

It is available in three colours: white (XW8002), sand (XM8002) and black (XG8002).

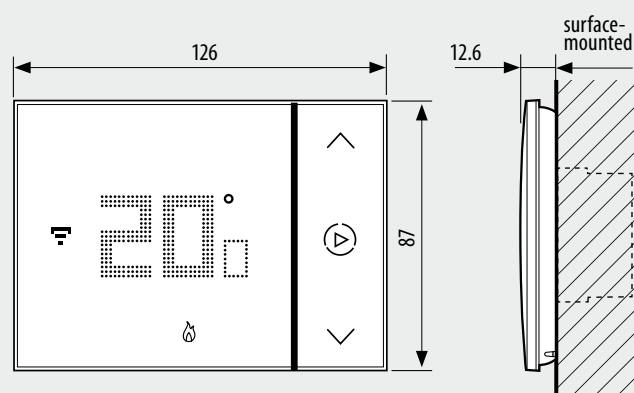
- XW8002W



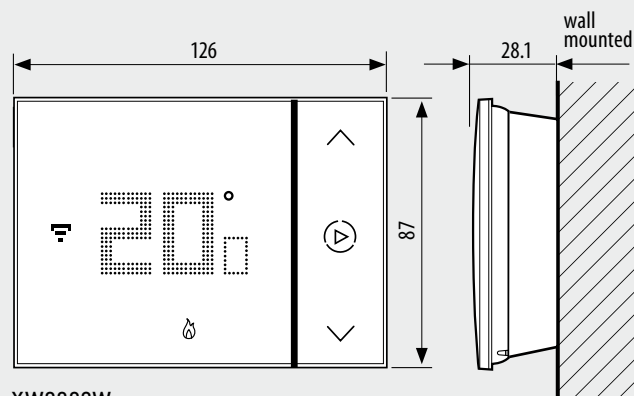
features: as ..8002.

Installation: on the wall, using screws and dowels suitable for the installation surface (brickwork, plasterboard, tiles etc.). It is only available in white.

## DIMENSIONAL DATA



XW8002 - XG8002 - XM8002



XW8002W



App HOME + CONTROL for  
management of connected devices



Smarter, the connected thermostat, has been awarded this prestigious international recognition confirming BTicino's capacity in combining technology and design.

# CLASSE 300X13E CONNECTED VIDEO INTERNAL UNIT



344642



344643



344632



336803



346020

## Item CLASSE 300X13E HANDSFREE VIDEO INTERNAL UNIT

- 344642 2 wire/Wi-Fi handsfree video internal unit with inductive loop, 7" Touch Screen LCD display and video door entry answering machine with call audio/video memory – light finish. It has capacitive keys for the control of the main video door entry functions: door lock release, handsfree connection, entrance panel activation /camera scrolling and Favourite key (can be configured to activate the quick actions most frequently used - eg: staircase lights control, Intercom, additional activations).  
Tactile guide for easy access to door lock and handsfree capacitive connection keys.  
LEDs used for: call exclusion, notification of messages from switchboard and memo. Access to adjustments and functions using the touch display. MEMO function - for writing using the keypad, or for voice recording of messages and/or notes for the other residents of the apartment (e.g.: call plumber, do the shopping, etc.). Possibility of voice communication with the switchboard - if present in the system - after a specific call.  
The device must be configured by physically connecting the configurators, or using the menu, which will give better possibilities of customisation of associated functions and texts.  
Also, thanks to the Wi-Fi connection, you can associate the video internal unit to the Door Entry App (available for Android and iOS). From the App, it is possible to manage the main video internal unit functions (receiving calls, opening the door lock, managing the video door entry answering system, activating the entrance panel/camera cycling and extra activations).
- 344643 as 344642 but with dark finish.

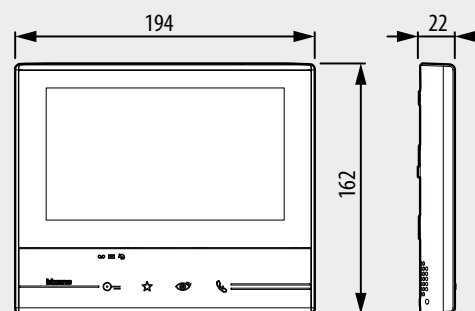
### ACCESSORY FOR TABLE SUPPORT AND CABLE

- 344632 Accessory support for the table-top installation of the Classe 300 video internal VID range.
- 336803 8-way cable with connector for table-top support connection.

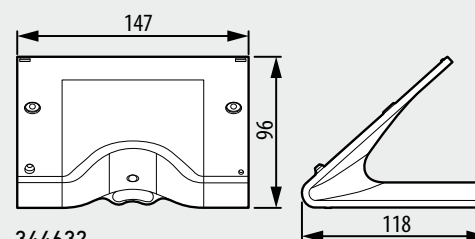
### 2 DIN ADDITIONAL POWER SUPPLY

- 346020 Additional 2 DIN power supply to be used to supply Classe 300X13E video internal units in multi-family systems locally.

### DIMENSIONAL DATA



344642 -344643



344632

### Door Entry App for Classe 300X13E video internal unit



CLASSE 300 has been awarded this prestigious international recognition confirming BTicino's capacity in combining technology and design.

# CLASSE 100X16E CONNECTED VIDEO INDOOR UNIT



344682



344692



336803



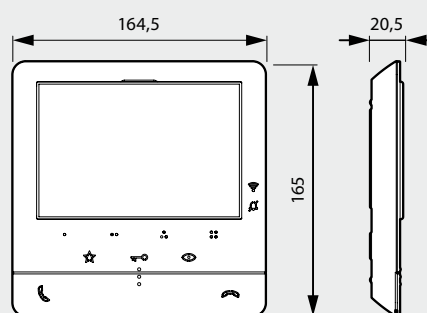
336982



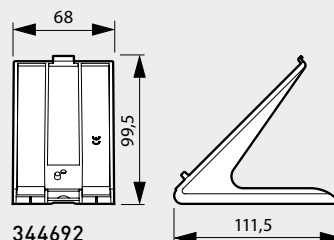
346020

Item	CLASSE 100X16E CONNECTED VIDEO INDOOR UNIT
344682	<p>2 WIRES/Wi-Fi handsfree connected video indoor unit with inductive loop and 5" colour LCD display</p> <p>It has 2 physical keys for the control of the main video door entry functions – answer and end a call – it has 3 touch keys for the control of the main functions – door lock release, staircase light control and entrance panel activation/scrolling – there are further 4 configurable touch keys that perform different functions – e.g. intercom, additional door lock activation, generic activations.</p> <p>The device has a side lever to adjust: colour, brightness and display contrast, audio volume, call tone volume and Wi-Fi configuration. There are call exclusion notification LEDs and Wi-Fi. Also, thanks to the Wi-Fi connection, you can associate the video indoor unit to the Door Entry App (available for Android and iOS).</p> <p>You can manage the main video indoor unit functions (receiving calls, opening the door lock, activating the entrance panel/scrolling, firmware updating and additional activations) from the App. Netatmo Smart Outdoor &amp; Smart Indoor cameras interoperability.</p> <p>The installation can be made to the wall using the bracket (supplied) or using table support accessories (2 x 344692) – to be purchased separately.</p> <p>The device also has Professional Studio (Office) function and must be configured.</p>

## DIMENSIONAL DATA



344682



344692

## ACCESSORIES - TABLE SUPPORT - CABLE - SOCKETS

344692	Table support accessory for CLASSE 100 audio and video hands-free indoor units.
336803	8-way cable with connector for tabletop support connection.
336982	White Livinglight series 8-pole plug for the connection of the 336803 cable in tabletop installations.

The socket is available also in the following finishings:

- LIVINGLIGHT (336983 - 336984);
- AXOLUTE (349414 - 349415 - 349418);
- MATIX (336985).

## 2 DIN ADDITIONAL POWER SUPPLY

346020	Additional 2 DIN power supply to be used for the local power supply to connected CLASSE 100x16E (344682) video indoor units in multi-family systems in complexes with more than 22 apartments.
--------	--

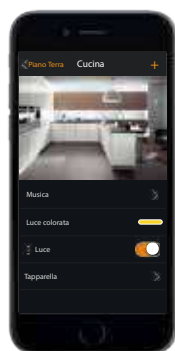
## Door Entry App for Classe 100X16E video internal unit





## AXOLUTE MyHOME\_Up

### The advantages of the offer



Thanks to MyHOME\_Up technology, it is possible to design electric systems with new more advance performances in terms of comfort, safety, energy saving, audio/video communication, local or remote control.

AXOLUTE MyHOME\_Up is based on the use of one single system technology, the digital Bus, which can be applied in all residential solutions. The system can be expanded at any time and can be integrated with systems and devices with different communication protocols.

- Automation
- Temperature control
- Sound system
- Consumption display and load control
- Local and remote control

# INTEGRATION AND CONTROL




Item **CONTROL SERVER USING THE APP**


**MYHOMESERVER1**  server to associate devices during the system starting-up and for the local and remote management of the functions by the user with the specific MyHOME\_Up application for Android and iOS smartphones or tablets.


**MHSERVERKIT** **MyHOMEserver1 KIT** kit containing MYHOMESERVER1 and Access Point for communication between the MyHOME\_Up system to which it is connected, and a smartphone or tablet where the MyHome-Up App is installed.

**Note:** For the details of the products managed by MyHome\_Up and the compatible products, see the corresponding guide.

**3488W**  
 **3488** 

**HOMETOUCH** 7" Touch Screen for the management of all MyHOME\_Up functions, that can be integrated with the video door entry system, to be used as connected internal unit. To use the home automation functions, configuration is not necessary. It is possible to display the MyHOME\_Up system status and control the integrated functions (lights, automation, scenarios, burglar alarm, temperature management, Nuvo music system, ...). It is also possible to manage the video door entry functions of a BTicino 2 wires system both with the 7" capacitive display and with Smartphone, using the "DOOR ENTRY for HOMETOUCH" app, available for Android and iOS. Flush mounted installation with box for masonry walls (item 3487) or wall mounted installation with the supplied metal bracket.



**3487**  **BOX FOR FLUSH MOUNTED INSTALLATION** box for flush mounted installation of the HOMETOUCH Touch screen item 3488 and 3488W. Width 197 mm, height 148 mm and depth 52 mm.


**3487AP**  support for flush mounted installation on plasterboard walls of the HOMETOUCH Touch screen item 3488 and 3488W.


Item **DRIVER MANAGER**

**F459**  integration platform with other brand systems - 6 DIN modules

Contact the BTicino System Integration Service to check the feasibility of specific integrations and to request the licence needed to use the Driver manager (Toll free number 800.837035)

**F429**  **SCS/DALI INTERFACE** Dimmer DALI with 8 independent outputs for for the connection up to 16 reactors DALI for every output - 6 modules DIN.

**F420**  **SCENARIO MODULE** Device enabling to save 16 scenarios for Automation, Sound system, Temperature control and Video door entry applications - 2 DIN modules

**HD4680**  
 **HC4680**  
 **HS4680**  **SCENARIO CONTROL** Scenario control that can be customized for the control of up to 4 "room set-ups" of independent Automation Temperature control and Sound system saved in the scenario module, item F420 - 2 modules

# MyHOME\_Up

# LIGHTS AND SHUTTERS AUTOMATION



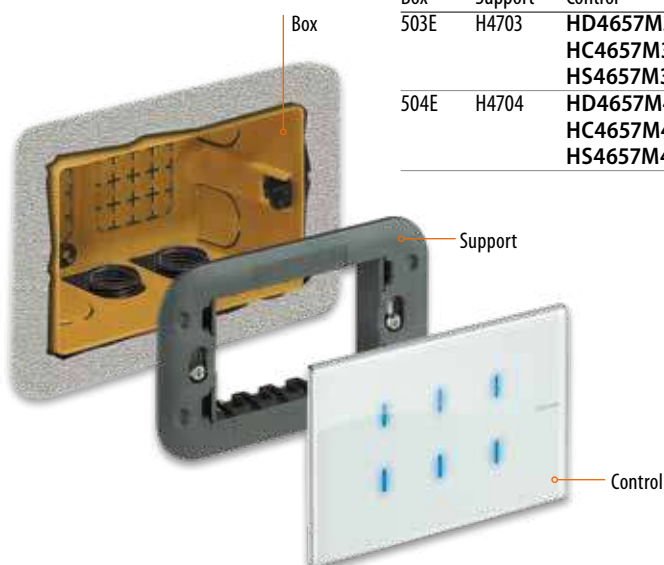
Item		CONTROL FOR SPECIAL FUNCTIONS
○ H4651M2		Special control - it allows to drive an actuator performing all the standard functions of a control and some special functions: activation of 4 scenarios saved in the item F420 module, timings, activation of an actuator installed on a different bus from the control, selection of the fixed adjustment level and the dimmer softstart and soft-stop speed, sound system, door lock operation control, call to the floor control, switching ON staircase lights and management of auxiliary channels. To be completed with 1 or 2-module key covers with one or two functions - 2 modules
○ H4652		Control with 8 KEYS for light management, shutters automation, sound system and scenario control - SCS-BUS connection - dimensions: 2 modules
○ 3541		A5 sheets to customize the control symbols of items H4652. The sheets can be customized using the tool in the MyHOME_Suite configuration software - black
○ 3542		as above - white
CONTROLS FOR SINGLE AND DOUBLE LOADS		
○ H4652/2		Control which can drive a single actuator for single loads or for double loads or two actuators for single or double loads independent to each other - to be completed with 1 two-module key cover for controls with one or two functions or 2 one-module key covers with one or two functions - 2 modules
○ H4652/3		Control which can drive three actuators for single loads or for double loads independent to each other - to be completed with 3 one-module key cover for controls with one or two functions - 3 modules
SHUTTERS MANAGEMENT CONTROL		
○ H4660M2		2 module flush mounted control with reduced thickness equipped with 3 buttons. In addition to the monostable and bistable UP/DOWN functions the device prepares the shutters in a stored position (PRESET). Designed to operate only with advanced actuators H4661M2 and F401 specific for the management of shutters.
HOME-AUTOMATION HINGE		
○ 4911TDM		accessory for the installation of 2-module key covers on devices installed in 503E box

Item		DIGITAL GLASS CONTROLS
MyHOME control for the control of single loads or load groups (e.g. lights and shutters), sound system, basic audio door entry functions (e.g. gate opening). The configuration can be completed in two separate ways: physical (connecting the physical configurators to their sockets), or virtual (the control can be configured remotely). It is fitted with capacitive touch keys that can be identified using adjustable intensity LEDs.		
WHITE GLASS		
□ HD4657M3		6 key control – 3 module size
□ HD4657M4		8 key control – 4 module size
WHICE		
■ HC4657M3		6 key control – 3 module size
■ HC4657M4		8 key control – 4 module size
NIGHTER		
■ HS4657M3		6 key control – 3 module size
■ HS4657M4		8 key control – 4 module size

**NOTE:** for white glass controls, contact your local BTicino commercial representative for availability.

### DIGITAL GLASS CONTROL INSTALLATION

Box	Support	Control
503E	H4703	HD4657M3 HC4657M3 HS4657M3
504E	H4704	HD4657M4 HC4657M4 HS4657M4



# LIGHTS AND SHUTTERS AUTOMATION



HD4658



HD4659



HS4680



BMSE3001



BMSE3003



0 488 34

Item	MEMORY MODULE	
○ F425		Module to store the actuators status - to restore the lights automation system in case of power failure - 2 shallow DIN modules

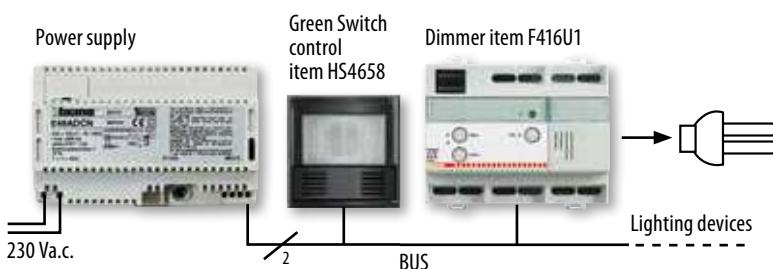
GREEN SWITCH AND PIR SENSOR		
<input type="checkbox"/> HD4658 <input type="checkbox"/> HC4658 <input checked="" type="checkbox"/> HS4658		Green Switch: dual technology presence sensor, passive infrared and ultrasound (PIR + US), suitable for the presence detection in the work areas (offices, meeting rooms). Equipped with manual on/off switch. Mode of operation (automatic or manual), delay time (from 5s to 59min) and brightness threshold (from 20 to 1275 lux) settable by means of advanced/basic configuration remote control (BMSO4001/BMSO4003), physical or virtual configuration. 2 modules
<input type="checkbox"/> HD4659 <input type="checkbox"/> HC4659 <input checked="" type="checkbox"/> HS4659		Green Switch: passive infrared motion sensor (PIR), suitable for motion detection in traffic areas (hallways, bathrooms, utility rooms). Mode of operation (automatic or manual), delay time (from 5s to 59min) and brightness threshold (from 20 to 1275 lux) settable by means of advanced/basic configuration remote control (BMSO4001/BMSO4003), physical or virtual configuration. 2 modules

SCENARIO MODULE		
○ F420		Device to store 16 scenarios for Automation, Sound System, Temperature control and Video Door Entry applications - 2 DIN modules

CONTACT INTERFACE		
○ 3477		Basic module command interface with 2 independent contacts for the control of 2 actuators for single-function loads or for the control of 1 actuator for double function loads (shutters) - it accepts two traditional input switches or traditional pushbuttons with NO and NC contact or a traditional switch or interlocked buttons
○ F428		As above - 2 DIN modules

Item	LIGHTING/MOVEMENT SENSORS	
○ BMSE3001		SCS passive infrared sensor suitable for movement and lighting level detection, flush mounted in the ceiling with springs or flush-mounted box, surface installation by surface installation box item 048875, degree of protection IP20, connection with terminals and RJ45, 8 m diameter coverage area (50 square meters) and 2.5 m installation height, maximum installation height of 6 m, power supply 27 V d.c. by Bus, absorption 12 mA, adjustment using basic/advanced remote control (BMSO4003 and BMSO4001) or through configuration software, of the lighting level from 5 lux to 1275 lux, of the delay time from 30 s to 255 h and of the main operating parameters, equipped with a button for the Push&Learn procedure
○ BMSE3003		SCS dual technology sensor: passive infrared and ultrasound, suitable for presence and lighting level detection flush mounted in the ceiling with springs or flush-mounted box, surface installation by surface installation box item 048875, degree of protection IP20, connection with terminals and RJ45, 8 m diameter infrared coverage area (50 square meters) for 2.5 m installation height, 11 m diameter infrared coverage area (95 square meters) and 2.5 m installation height, maximum installation height of 6 m, power supply 27 V d.c. by Bus, absorption 17 mA, adjustment using basic/advanced remote control (BMSO4003 and BMSO4001) or through configuration software, of the lighting level from 5 lux to 1275 lux, of the delay time from 30 s to 255 h and of the main operating parameters, equipped with a button for the Push&Learn procedure
○ 048834		Passive Infrared IP55 movement sensor (PIR), suitable for movement detection in outdoor or indoor traffic areas (hallways, cellars, Corselli box). Coverage area: 140° x 15m at 2.5m height. Mode of operation (automatic or manual), delay time (from 5s to 59min) and brightness threshold (from 20 to 1275 lux) settable by means of advanced/basic configuration remote control (BMSO4001/BMSO4003), physical or virtual configuration. Installation on wall or angle through a special accessory item 048971

## DIAGRAM FOR THE USE OF THE GREEN SWITCH, ITEM L/N/NT4658N



### ECO MODE

Manual load activation and automatic switch off managed by the dimmer/actuator based on the detection of the presence of people and the desired level of illumination detected by the control, item HS4658. The function of the control is first of all to activate the automatism of the dimmer/actuator: upon first pressure, the sensor compares the desired light level with the actual light level of the room, and ascertains if the light should be switched on or not. A subsequent pressure of the control forces the switching ON or OFF of the automatism determined by the dimmer/actuator.

# LIGHTS AND SHUTTERS AUTOMATION



BMSO4001




BMSO4003



H4672M2

Item	CONFIGURATION REMOTE CONTROL
<input type="radio"/> BMSO4001	Advanced Configuration remote control equipped with infrared transmitter and receiver, it is used to adjust the main operating parameters of: Switch Sensor, Green Switch and SCS compatible sensors. Equipped with visual display for the acquisition of the parameters set on the sensors and their modification, batteries charging through mini USB port
<input type="radio"/> BMSO4003	Basic configuration remote control equipped with infrared transmitter and receiver, it is used to adjust the main operating parameters of: Switch Sensor, Green Switch and SCS compatible sensors. It allows editing the parameters only to preset values, batteries recharging not available

Item	ACTUATORS AND FLUSH MOUNTED ACTUATORS/ DIMMERS
<input type="radio"/> H4672M2	 Actuator/control with 2 independent relays and neutral for "zero crossing" function - for single, double or mixed loads: 250W LED/CFL lamps, 1380W halogen lamps, 460W fluorescent lamps, 460VA electronic and ferromagnetic transformers, 460W motor reducers - relay logic interlock through configuration. The device can be configured also to manage a remote actuator - 2 modules

INSTALLATION ACCESSORIES	
<input type="radio"/> 048875	Box for surface ceiling installation, compatible with the sensors: BMSE3001 and BMSE3003, degree of protection IP20, dimensions Ø 100 x 50 mm
<input type="radio"/> 048971	Accessory for angle installation, compatible with the sensor 048834, degree of protection IP42, dimensions (hxwx) 115 x 75 x 40 mm

## FEATURES OF LIGHTING/MOVEMENT SENSORS

SCS SENSORS	048834	BMSE3001	BMSE3003
INSTALLATION	wall	ceiling flush-mounted	
TYPE OF OPERATION	AUTO/ECO/WALKTHROUGH	AUTO/ECO/WALKTHROUGH	
SENSOR TECHNOLOGY	PIR	PIR	PIR+US
POWER SUPPLY	27 V d.c. from Bus	27 V d.c. from Bus	
DEGREE OF PROTECTION	IP55	IP20	
COVERAGE AREA AT 2.5 m	15 m x 6 m	Ø 8 m	Ø 11 m
COVERING ANGLES (v/h)	45°/140°	90°/360°	
LIGHTING LEVEL	5 lux - 1275 lux	5 lux - 1275 lux	
SWITCH OFF DELAY	5 s - 59 min 59 h	30 s - 255 h 59 min 59 sec	
FACTORY SETTINGS	300 lux - 15 minutes	300 lux - 15 minutes	
TYPE OF CONNECTION	SCS terminal	RJ45 connector	

# LIGHTS AND SHUTTERS AUTOMATION



3476



F401

Item	BASIC MODULE ACTUATORS	
○ 3476		1 relay actuator - for single loads: 2 A resistive or incandescent lamps, 2 A cosφ 0.5 for ferromagnetic transformers - accepts as input a traditional pushbutton with NO contact

Item	ACTUATORS FOR SHUTTER MANAGEMENT	
○ H4661M2		Flush mounted 2 module actuator with 2 internal relays and 4 buttons. In addition to the monostable and bistable UP/DOWN functions the actuator prepares the shutters in a stored position (PRESET) - to match with the control devices H4660M2
○ F401		as above - with 3 pushbuttons for local control - 2 DIN modules

CONTROLLABLE LOADS (230 Va.c. 50/60 Hz)							
Actuators	Type						
	Incandescent and halogen lamps energy saving	LED lamps	Linear fluorescent lamps <sup>1)</sup>	Compact fluorescent lamps	Electronic transformers <sup>3)</sup>	Ferromagnetic transformers <sup>2) 3)</sup>	Motor reducers for shutters <sup>4)</sup>
H4672M2	1380 W	250 W Max. 2 lamps	250 VA	250 W Max. 2 lamps	460 W	460 VA	460 W
H4678	0.25 - 1.30 A 60 - 300 W	- -	- -	- -	- -	0.25 - 1.30 A 60 - 300 VA	- -
3476	2 A 460 W	40 W Max 1 lamp	- -	40 W Max 1 lamp	- -	2 A cosφ 0.5 460 VA	- -
H4661M2 F401	-	-	-	-	-	-	2 A 250 Va.c.

**Notes:**

- 1) Power factor corrected fluorescent lamps, energy saving lamps, discharge lamps.
- 2) In order to calculate the actual power of the load connected to the actuator, it will be necessary to take into account the transformer performance. For example, when connecting a dimmer to a 100 VA ferromagnetic transformer with 0.8 performance, the actual load power will be 125 VA.
- 3) The transformer must be loaded at its rated power, or in any case never below 90% of its rated power. It will be preferable to use a single transformer, rather than several transformers in parallel. For example, it will be preferable to use one single 250 VA transformer with 5 x 50 W spotlights connected, rather than using 5 x 50 VA transformers in parallel, with one 50 W spotlight each.
- 4) The symbol shown on the actuators refers to the shutter motor reducers.

# LIGHTS AND SHUTTERS AUTOMATION



F411U2



F411/4



BMSW1003

Item	ACTUATORS FOR CENTRALIZATIONS
○ F411U2	Actuator with 2 independent relays - for single and double loads: 10 A resistive and 6 A incandescent lamps, 500 W for motor reducers, 2 A cosφ 0.5 for ferromagnetic transformers and 250 W fluorescent lamps - relay logic interlock through configuration - equipped with zero crossing technology - 2 DIN modules
○ F411/4	Actuator with 4 independent relays - for single, double or mixed loads: 2 A resistive, 2 A incandescent lamps, 500 W for motor reducers, 2 A cosφ 0.5 for ferromagnetic transformers and 70 W fluorescent lamps - relay logic interlock through configuration - 2 DIN modules

Item	ACTUATORS FOR CENTRALIZATIONS
○ BMSW1003	ON/OFF actuator, 4 independent outputs with maximum 16 A at 230 Va.c., connection to terminal RJ45, degree of protection IP20, power supply 100/240 Va.c. 50/60 Hz power supply, buttons for the load direct control - zero-crossing function - 6 DIN modules
○ BMSW1005	ON/OFF actuator, "Zero Crossing" technology, 8 independent maximum load outputs 16 A at 230 V a.c., terminal connection, degree of protection IP20, power supply 100/240 V a.c. 50/60 Hz power supply, buttons for the load direct control - 10 DIN modules

CONTROLLABLE LOADS (250 Va.c. 50/60 Hz)							
Actuators	Type						
	Energy saving incandescent and halogen lamps	LED lamps	Linear fluorescent lamps <sup>1)</sup>	Compact fluorescent lamps	Electronic transformers <sup>3)</sup>	Ferromagnetic transformers <sup>2) 3)</sup>	Motor reducers for shutters <sup>4)</sup>
<b>F411U2</b>	10 A 1380 W	250 W Max. 4 lamps	4 A 230 W	250 W Max. 4 lamps	4 A 230 W	4 A cosφ 0.5 460 VA	2 A 460 W
<b>F411/4</b>	2 A 460 W	70 W Max. 2 lamps	0.3 A 70 W	70 W Max. 2 lamps	0.3 A 70 W	2 A cosφ 0.5 460 VA	2 A 460 W
<b>BMSW1003</b>	16 A 3680 W	2.1 A 500 VA	10 X (2 X 36 W) 4.3 A	1150 W 5 A	16 A 3680 W	16 A 3680 W	- -
<b>BMSW1005</b>	16 A 3680 W	2.1 A 500 VA	4.3 A 10X2X36 W	5 A 1150 VA	16 A 3680 W	16 A 3680 W	- -

**Notes:**

- 1) Power factor corrected fluorescent lamps, energy saving lamps, discharge lamps.
- 2) In order to calculate the actual power of the load connected to the actuator, it will be necessary to take into account the transformer performance. For example, when connecting a dimmer to a 100 VA ferromagnetic transformer with 0.8 performance, the actual load power will be 125 VA.
- 3) The transformer must be loaded at its rated power, or in any case never below 90% of its rated power. It will be preferable to use a single transformer, rather than several transformers in parallel. For example, it will be preferable to use one single 250 VA transformer with 5 x 50 W spotlights connected, rather than using 5 x 50 VA transformers in parallel, with one 50 W spotlight each.
- 4) The symbol shown on the actuators refers to the shutter motor reducers.

# LIGHTS AND SHUTTERS AUTOMATION



F413N



F429



F416U1



F418U2

Item	DIMMERS FOR CENTRALIZATIONS	
○ BMDI1002		Dimmer 1/10V, "Zero Crossing" technology, 4 maximum load outputs 4.3 A at 230 V a.c., terminal connection, degree of protection IP20, 100/240 V a.c. 50/60 Hz power supply, buttons for the load direct control - 10 DIN modules
○ F413N		1 output Dimmer for powering of fluorescent lamps or LED sources with 1÷10 V input for single loads up to 2.5 A at 230 Va.c. - screw connection - 27 Vd.c. power supply - absorption 30 mA - connecting up to 10 ballasts (terminals1-2) - provided with button for load direct control - DIN rail mounting version 2 modules
○ F429		DALI dimmer with 8 independent outputs for connecting up to 16 DALI ballasts each output - power supply 230 Va.c. 50/60 Hz; 110 - 240 Vd.c. - absorption 5 mA - provided with button for load direct control - DIN rail mounting version - 6 modules

Item	MULTILOAD DIMMER FOR CENTRALIZATIONS	
○ F416U1		Multiload dimmer, 1 output with maximum load 4.3 A at 230 Va.c., connection to terminal RJ45, degree of protection IP20, power supply 100/240 Va.c. 50/60 Hz, direct load control pushbutton - 6 DIN modules
○ F418U2		Two-channel dimmer for the management of LEDs, dimmable lamps, dimmable CFL compact fluorescent lamps, halogen energy saving lamps and 110-230V electronic transformers. Possibility of parallelization of the two channels to increase the maximum power which can be managed. 27 Vd.c. power supply, absorption 18 mA - version for fastening on DIN rail - 4 modules

CONTROLLABLE LOADS (230 Va.c. 50/60 HZ)							
Actuators	Type						
	Energy saving incandescent and halogen lamps	LED lamps	Linear fluorescent lamps <sup>1)</sup>	Compact fluorescent lamps	Electronic transformers <sup>3)</sup>	Ferromagnetic transformers <sup>2) 3)</sup>	Motor reducers for shutters <sup>4)</sup>
<b>BMDI1002</b>	Dimmer for ballast - four 4.3 A outputs - 4x 1000VA@ 230 Vac - 4x500VA@ 230 Vac						
<b>F413N</b>	-	-	2 A 460 W <sup>5)</sup> Max. 10 ballast type T5, T8, compact or driver for LED	-	-	-	-
<b>F416U1</b>	4.3 A 40 - 1000 W	-	-	-	4.3 A 40 - 1000 W	4.3 A 40 - 1000 W	-
<b>F418</b>	1÷300 W	1÷300 VA	-	1÷300 VA	1÷300 VA	-	-
<b>F418U2</b>	2x300 W	2x300 VA	-	2x300 VA	2x300 VA	2x300 VA	-
<b>F429</b>	SCS/DALI dimmer interface - 8 x16 ballast						

## Notes:

1) Power factor corrected fluorescent lamps, energy saving lamps, discharge lamps. 2) In order to calculate the actual power of the load connected to the actuator, it will be necessary to take into account the transformer performance. For example, when connecting a dimmer to a 100 VA ferromagnetic transformer with 0.8 performance, the actual load power will be 125 VA. 3) The transformer must be loaded at its rated power, or in any case never below 90% of its rated power. It will be preferable to use a single transformer, rather than several transformers in parallel. For example, it will be preferable to use one single 250 VA transformer with 5 x 50 W spotlights connected, rather than using 5 x 50 VA transformers in parallel, with one 50 W spotlight each. 4) The symbol shown on the actuators refers to the shutter motor reducers. 5) Only compatible with lamps with 1/10 V Ballast.

## TEMPERATURE CONTROL



H4691



HS4693



3454

## TEMPERATURE CONTROL - ENERGY MANAGEMENT



F430R8



F430R3V10



F430V10



3523

Item		THERMOSTAT
<input type="radio"/> H4691		Flush mounted thermostat with backlit display. It is used to control the temperature of a single zone, both in the presence and absence of a temperature control unit. It is equipped with a temperature probe and an input for the connection of a contact line (e.g. window contact). It allows the management of different types of systems and the fan speed adjustment if fan coils are used. Possibility of automatic operation (summer/winter) with compatible systems. Connection to a SCS bus - 2 DIN modules

		PROBES
<input type="checkbox"/> HD4693		Probe for controlling the room temperature for heating and cooling systems - temperature measuring range 3-40°C - 2 modules
<input type="checkbox"/> HC4693		
<input type="checkbox"/> HS4693		

		TEMPERATURE PROBE WITHOUT DISPLAY
<input type="radio"/> 3454		Basic probe flush-mounted version, to be mounted in electrical junction boxes; it doesn't have any internal temperature sensor, but it reads the ambient temperature information in the range 0 - 40 °C from an external wired sensor art. 3457, which must be mounted in the wall at a height of 1.5m from the floor level, exposed to air.

		ACCESSORIES
<input type="radio"/> 3457		temperature probe to be associated to the probe item 3454

Item		ACTUATORS
<input type="radio"/> F430/2		Actuator with 2 independent relays - for single and double loads: 6 A resistive, 2A motorized valves and pumps - logic relay interlock through configuration - 2 DIN modules
<input type="radio"/> F430/4		Actuator with 4 independent relays - for single, double or mixed loads: 4 A resistive, 1A motorized valves, pumps and fan-coil - relays logic interlock through configuration - 2 DIN modules
<input type="radio"/> F430R8		Actuator with 8 independent relays for controlling on-off valves, motorized valves (open-close and with three points), pumps and 2 and 4 tube fan coils - 4A resistive, 1A motorized valves, pumps and fan coils - connection on SCS bus - 4 DIN modules
<input type="radio"/> F430R3V10		Actuator with 3 independent relays and two 0-10 Volt outputs for coils fan control 2 and 4 tubes with 0-10 Volt proportional valves - 4A resistive, 1A fan coils - connection on SCS bus, 4 DIN modules
<input type="radio"/> F430V10		Actuator with 2 independent 0-10 Volt outputs for the control of proportional valves 0-10 Volt - connection on SCS bus - 2 DIN modules

		CONSUMPTION DISPLAY
<input type="radio"/> F520		Device for the measurement of electric power up to maximum 3 lines connecting 3 toroids in the dedicated inputs. The data detected and processed is visible on MyHOME_Screen 3.5" and 10". DIN rail mounting version - 1 module. The device is supplied with 1 toroid.
<input type="radio"/> 3523		Additional toroid for electric power measurement item F520 and for actuator with sensor item F522 for the differential current measurement. Cable length 400 mm

# ENERGY MANAGEMENT



F521 F522 F523 HS4672N 3508BUS

Item		<b>LOAD CONTROL MANAGEMENT</b>
<input type="radio"/> F521		Central unit for the load control system actuators management and control to prevent the risk of disconnection from the electricity provider. The center unit handles up to a maximum of 63 loads, a contract power from 1.5 to 18 kW and tolerance up to +/-20%. It includes a bus meter for the controlled line. DIN rail mounting version - 1 module. The device is supplied with 1 toroid.
<input type="radio"/> F522		Actuator with integrated current sensor for the controlled load consumption measurement. 1 relay - 10 A for incandescent lamps and 4A for fluorescent lamps or ferromagnetic transformers and 500 W for LED lamps and compact fluorescent lamps - bistable relay with zero crossing for the automation and/or load control management functions. DIN rail mounting version - 1 module. Differential current control made possible by connecting an additional toroid, item 3523
<input type="radio"/> F523		1 relay actuator - for incandescent lamps, 4A for fluorescent lamps or ferromagnetic transformers and 500 W for LED lamps and compact fluorescent lamps - Bistable relay with zero crossing for the Automation and/or Load control management functions. DIN rail mounting version - 1 module.

		<b>LOAD CONTROL MANAGEMENT</b>
<input type="checkbox"/> HD4672N		Actuator with 1 relay - 10 A for incandescent lamps 4 A for fluorescent lamps or ferromagnetic transformers and 500 W for LED lamps and compact fluorescent lamps for the Automation and/or load control management functions. Load forced operation button - built-in version - 2 modules
<input type="checkbox"/> HC4672N		
<input type="checkbox"/> HS4672N		

		<b>ACCESSORIES</b>
<input type="radio"/> 3508BUS		plug-in clamp for BUS connection - width 3.81 mm
<input type="radio"/> 3508U2		2 pole plug-in clamp
<input type="radio"/> 3508U3		3 pole plug-in clamp

# COMMON ACCESSORIES AND DEVICES



E46ADCN L4669 L4669/500 L4669HF 336904

Item		<b>POWER SUPPLIES</b>
<input type="radio"/> E46ADCN		power supply - input 230 Va.c. output 27 Vd.c. SELV - maximum absorbed current 450mA - installation on DIN profile for flush-mounted or wall-mounted switchboards - 8 DIN modules
<input type="radio"/> E49		compact power supply - input 230 Va.c. - output 27 Vd.c. Maximum current delivered 600 mA - 2 DIN modules.

		<b>VARIOUS ACCESSORIES</b>
<input type="radio"/> 3515		spare removable clamp

Item		<b>WALL MOUNTED BOXES FOR MODULAR DEVICES</b>
<input type="radio"/> 502NPA		surface box with reduced depth for wall installation - equipped with anti-tamper device - 2 modules - fitted with support

		<b>CONNECTION CABLES</b>
<input type="radio"/> L4669		sheathed twisted pair made up of 2 flexible wires with plaited and unshielded sheath - 300/500 V insulation - in compliance with CEI 46-5 and CEI 20-20 - coil length 100 meters
<input type="radio"/> L4669/500		as above - coil length 500 meters
<input type="radio"/> L4669KM1		as above - coil length 1000 meters (1)
<input type="radio"/> 336904		specific cable with 2 twisted conductors. It can be installed in underground piping, in accordance with standards (CEI 20-13 and CEI 20-14). It ensures the best performance in video systems (greater distance between PE and PI than using other cables). Coil length 200 meters
<input type="radio"/> L4669HF		as above - low toxicity halogen-free cable - ideal for applications in environments where there will be greater regard for safety in case of fire - coil length 200 m

System	Cable	
	L4669 L4669/500 L4669KM1	336904 L4669HF
Automation	●	●(2)
Energy management/Consumption Display	●	●(2)
Temperature control	●	●(2)
Video door entry system		●

NOTE (1): for availability contact your local BTicino sales representative  
 (2): for systems with underground cable lines

# KEY COVERS

## KEY-COVERS WITHOUT SILK-SCREEN PRINTING FOR 1 FUNCTION



HD4915



HD4915M2



HC4915



HC4915/2



HS4915



HS4915/2

### KEY-COVERS WITHOUT SILK-SCREEN PRINTING - 1 FUNCTION

1 module		2 modules	
	Item		Item
<input type="checkbox"/>	HD4915		HD4915M2
<input type="checkbox"/>	HC4915		HC4915/2
<input type="checkbox"/>	HS4915		HS4915/2

## KEY-COVERS WITH SILK-SCREEN PRINTING FOR 1 FUNCTION



HD4915AA



HD4915M2AA



HC4915/2AA



HC4915AC  
HC4915/2AC



HS4915/2AA

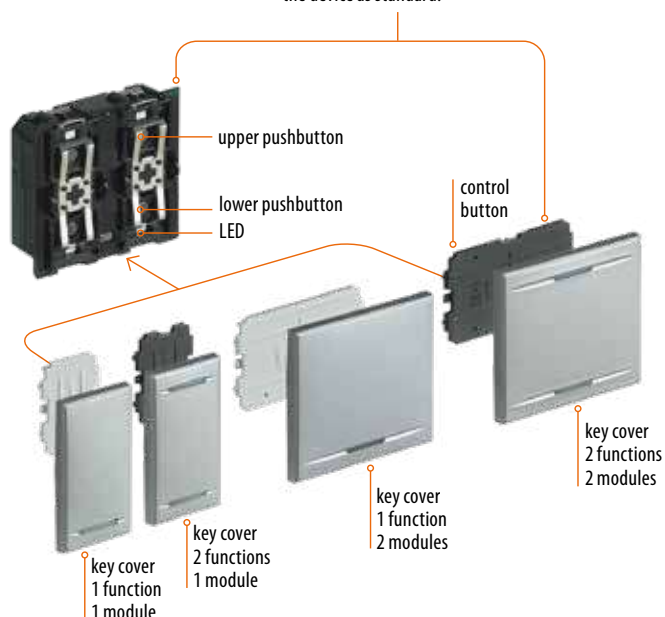


HS4915BA  
HS4915/2BA

### KEY-COVERS WITH 1 FUNCTION SYMBOL SILK-SCREEN PRINTING

Descrizione	1 module		2 modules	
		Item		Item
OFF	<input type="checkbox"/>	HD4915AA		HD4915M2AA
	<input type="checkbox"/>	HC4915AA		HC4915/2AA
	<input type="checkbox"/>	HS4915AA		HS4915/2AA
ON	<input type="checkbox"/>	HD4915AB		HD4915M2AB
	<input type="checkbox"/>	HC4915AB		HC4915/2AB
	<input type="checkbox"/>	HS4915AB		HS4915/2AB
GEN	<input type="checkbox"/>	HD4915AC		HD4915M2AC
	<input type="checkbox"/>	HC4915AC		HC4915/2AC
	<input type="checkbox"/>	HS4915AC		HS4915/2AC
DIMMER	<input type="checkbox"/>	HD4915AD		HD4915M2AD
	<input type="checkbox"/>	HC4915AD		HC4915/2AD
	<input type="checkbox"/>	HS4915AD		HS4915/2AD
STOP	<input type="checkbox"/>	HD4915AE	—	—
	<input type="checkbox"/>	HC4915AE	—	—
	<input type="checkbox"/>	HS4915AE	—	—
ON-OFF	<input type="checkbox"/>	HD4915BA		HD4915M2BA
	<input type="checkbox"/>	HC4915BA		HC4915/2BA
	<input type="checkbox"/>	HS4915BA		HS4915/2BA
BED LIGHT	<input type="checkbox"/>	HD4915BL		HD4915M2BL
	<input type="checkbox"/>	HC4915BL		HC4915M2BL
	<input type="checkbox"/>	HS4915BL		HS4915M2BL
BELL	<input type="checkbox"/>	HD4915BB		HD4915M2BB
	<input type="checkbox"/>	HC4915BB		HC4915/2BB
	<input type="checkbox"/>	HS4915BB		HS4915/2BB
EXHAUST FAN	<input type="checkbox"/>	HD4915BC		HD4915M2BC
	<input type="checkbox"/>	HC4915BC		HC4915/2BC
	<input type="checkbox"/>	HS4915BC		HS4915/2BC
KEY	<input type="checkbox"/>	HD4915BD		HD4915M2BD
	<input type="checkbox"/>	HC4915BD		HC4915/2BD
	<input type="checkbox"/>	HS4915BD		HS4915/2BD
DO NOT DISTURB	<input type="checkbox"/>	HD4915DD		HD4915M2DD
	<input type="checkbox"/>	HC4915DD		HC4915M2DD
	<input type="checkbox"/>	HS4915DD		HS4915M2DD
REARRANGE THE ROOM	<input type="checkbox"/>	HD4915MR	—	—
	<input type="checkbox"/>	HC4915MR	—	—
	<input type="checkbox"/>	HS4915MR	—	—

**NOTE:** control keys are supplied with the device as standard.



# KEY COVERS

## KEY-COVERS WITHOUT SILK-SCREEN PRINTING FOR 2 FUNCTIONS



HD4911



HD4911M2



HC4911



HC4911/2



HS4911



HS4911/2

### KEY-COVERS WITHOUT SILK-SCREEN PRINTING - 2 FUNCTIONS

	1 module	2 modules
	Item	Item
□	HD4911	HD4911M2
■	HC4911	HC4911/2
■	HS4911	HS4911/2

## KEY-COVERS WITH SILK-SCREEN PRINTING FOR 2 FUNCTIONS



HD4911AF



HD4911MAF



HC4911AF



HC4911AI



HC4911AG



HC4911BC

### KEY-COVERS WITH 2 FUNCTIONS SYMBOL SILK-SCREEN PRINTING

Description	1 module		2 modules	
	Item	Item	Item	Item
ON - OFF - GEN	□	HD4911AF	HD4911M2AF	HD4911M2AF
	■	HC4911AF	HC4911/2AF	HC4911/2AF
	■	HS4911AF	HS4911/2AF	HS4911/2AF
ON - OFF	□	HD4911AG	HD4911M2AG	HD4911M2AG
	■	HC4911AG	HC4911/2AG	HC4911/2AG
	■	HS4911AG	HS4911/2AG	HS4911/2AG
UP - DOWN	□	HD4911AH	HD4911M2AH	HD4911M2AH
	■	HC4911AH	HC4911/2AH	HC4911/2AH
	■	HS4911AH	HS4911/2AH	HS4911/2AH
ON - OFF ADJUSTMENT	□	HD4911AI	HD4911M2AI	HD4911M2AI
	■	HC4911AI	HC4911/2AI	HC4911/2AI
	■	HS4911AI	HS4911/2AI	HS4911/2AI
ON-OFF	□	HD4911BA	HD4911M2BA	HD4911M2BA
	■	HC4911BA	HC4911/2BA	HC4911/2BA
	■	HS4911BA	HS4911/2BA	HS4911/2BA
EXHAUST FAN	□	HD4911BC	HD4911M2BC	HD4911M2BC
	■	HC4911BC	HC4911/2BC	HC4911/2BC
	■	HS4911BC	HS4911/2BC	HS4911/2BC
SOL KEY	□	HD4911BE	—	—
	■	HC4911BE	—	—
	■	HS4911BE	—	—
+ upward and - downward	□	HD4911AD	—	—
	■	HC4911AD	—	—
	■	HS4911AD	—	—
SOUND SOURCE CHANGE TRACK CHANGE	□	HD4911BF	—	—
	■	HC4911BF	—	—
	■	HS4911BF	—	—

## HOTEL OFFER RANGE

These pages contain the BUS devices dedicated to the implementation of solutions for hotels comfort and temperature control. The offer includes many other types of devices common to other applications. For more information see the Hotel Room Management section.

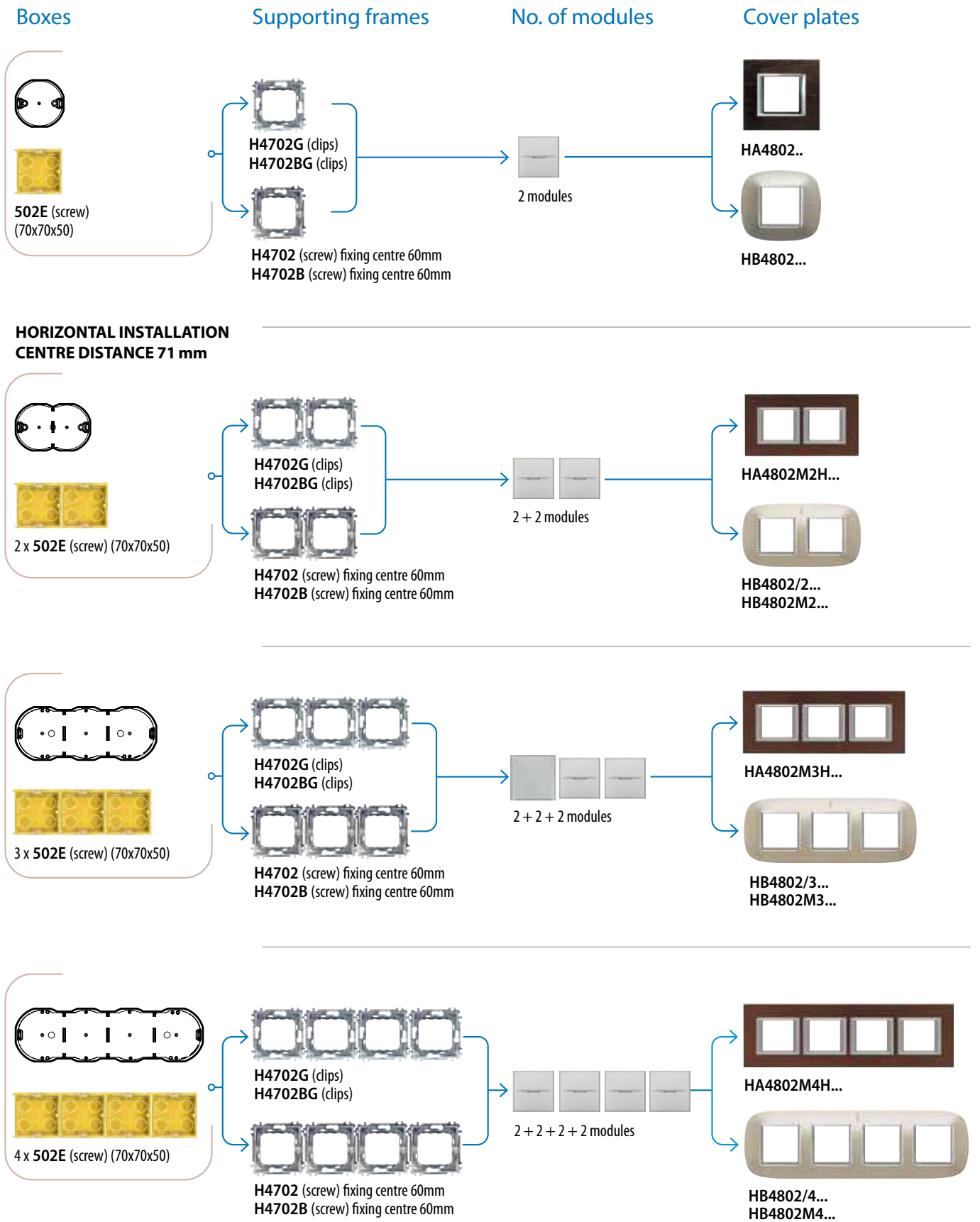


Item		<b>BADGE-HOLDER POCKET</b>
○ H4649		Badge holder pocket for the activation of functions in the hotel room - slot lit by built-in light - SCS-BUS connection - dimensions: 2 modules - to be completed with front cover in the desired design
○ H4648		Badge holder pocket for the activation of functions in the hotel room with RFID recognition technology - slot lit by built-in light - SCS-BUS connection - dimensions: 2 modules - to be completed with front cover in the desired design
		<b>FRONT COVERS FOR BADGE-HOLDER POCKETS</b>
□ HD4547		Front cover for traditional badge-holder pocket or SCS - 2 modules
■ HC4547		
■ HS4547		
		<b>BADGE AND BADGE PROGRAMMER</b>
○ 3547		Badge in credit card format (ISO 50x80 mm). It uses the transponder Mifare Classic ISO14443 type A technology. To be used in combination with the badge programmer 348402. The badge can be customized and is sold in packs of 5 pieces. Compatible with H4651 reader starting from batch 14W40.
○ 348402		Table-top badge programmer to be connected to the PC at the reception.
		<b>CONTROL INDICATORS FOR ROOM MANAGEMENT</b>
○ H4650		DO NOT DISTURB - REARRANGE THE ROOM indicator and Ringer button - connection to SCS-BUS - dimensions: 2 modules
○ H4651		Badge reader in RFID technology + DO NOT DISTURB - REARRANGE THE ROOM indicator and Ringer button - connection to SCS-BUS - dimensions: 2 modules
○ H4653		DO NOT DISTURB - REARRANGE THE ROOM control to be completed with key covers - connection to SCS-BUS - dimensions: 2 modules

Item		<b>SCENARIO MODULE IP</b>
○ MH201		It manages scenarios for hotel rooms - operates as a gateway for Configuration and Supervision software - it is necessary to install one for each room or zone - connection on SCS-BUS or Ethernet network - dimensions: 1 DIN module
		<b>SCENARIO MODULE</b>
○ F420		Device to store 16 scenarios for Automation, Sound System, Temperature control and Video Door Entry applications - 2 DIN modules
		<b>IP SERVER</b>
○ F458		IP SERVER to use in case of systems with more than 100 rooms or zones (over 100 MH201 installed). Dimensions: 6 DIN modules
		<b>DRIVER MANAGER</b>
○ F459		Integration platform to third-party systems - 6 DIN modules
To check the feasibility of specific integrations and to apply for the necessary license for using the Driver manager contact BTicino		
		<b>SOFTWARE</b>
○ 3544SW		Software license for the room status monitoring, for related basic management and for badges programming for Hotels up to 20 rooms
○ 3546SW		Software license as above - for Hotels with over 20 rooms

**NOTE:** To request the integration with PMS using the FIAS protocol (e.g. Fidelio) contact the BTicino sales force.

# GERMAN AND FRENCH STANDARD ASSEMBLY



**NOTE:** the supporting frames are supplied with a transparent protection.  
Devices available in white, tech and atracite colour.

# GERMAN AND FRENCH STANDARD ASSEMBLY

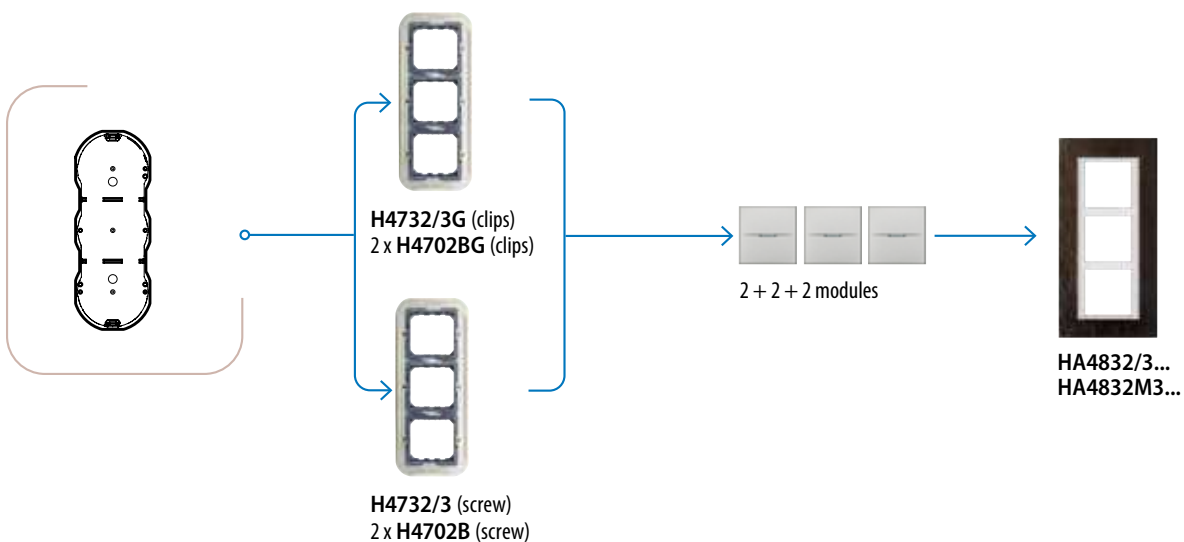
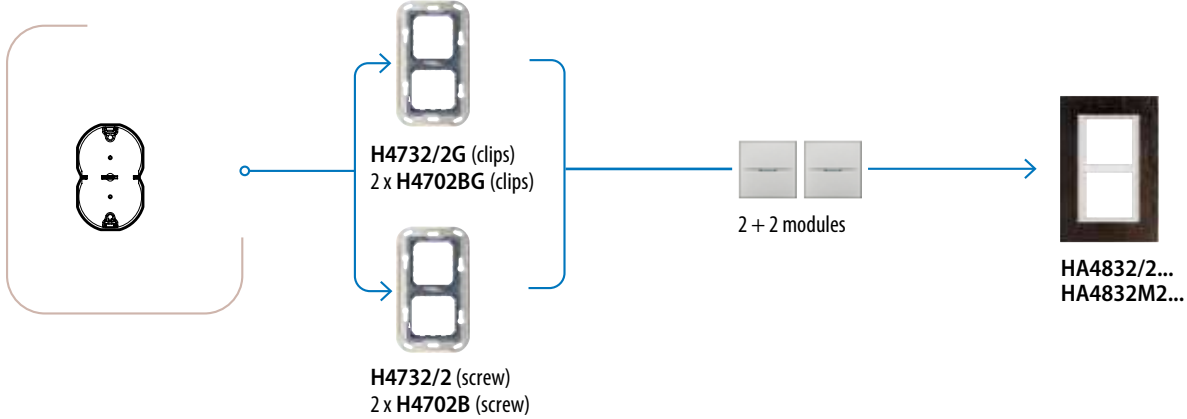
Boxes

Supporting frames

No. of modules

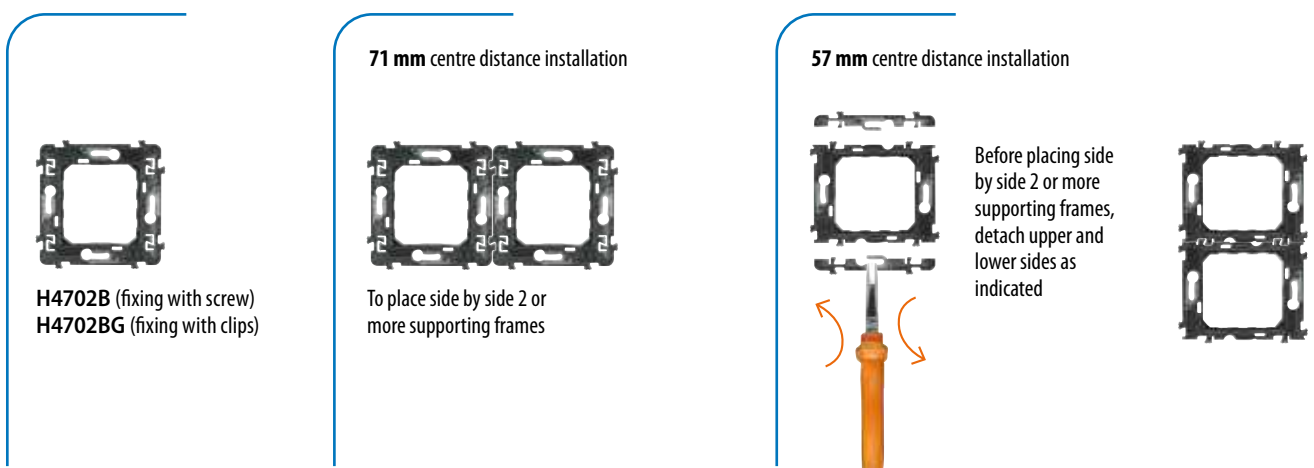
Cover plates

## VERTICAL AND HORIZONTAL INSTALLATION CENTRE DISTANCE 57 mm



**NOTE:** the supporting frames are supplied with a transparent protection.  
Devices available in white, tech and atracite colour.

## INSTALLATION OF H4702B AND H4702BG SUPPORTING FRAMES












# GERMAN AND FRENCH STANDARD ELLIPTIC COVER PLATES: TABLE FOR SELECTING CODES

## MODULES

	2	2+2	2+2+2	2+2+2+2
		centre distance 71mm	centre distance 71mm	centre distance 71mm

## ELLIPTIC COVER PLATES

METALLIZED					
	AXOLUTE aluminium	HB4802XC	HB4802/2XC	HB4802/3XC	HB4802/4XC
	AXOLUTE anthracite	HB4802XS	HB4802/2XS	HB4802/3XS	HB4802/4XS
LIQUID					
	liquid white	HB4802DB	HB4802/2DB	HB4802/3DB	HB4802/4DB
	liquid ivory	HB4802DA	HB4802/2DA	HB4802/3DA	HB4802/4DA
GLOSSY					
	shiny gold	HB4802OR	HB4802/2OR	HB4802/3OR	HB4802/4OR
	light titanium	HB4802TC	HB4802/2TC	HB4802/3TC	HB4802/4TC
	silver mat	HB4802SAN	HB4802M2SAN	HB4802M3SAN	HB4802M4SAN
	gold mat	HB4802OSN	HB4802/2OSN	HB4802/3OSN	HB4802/4OSN
WHITE					
	AXOLUTE white	HB4802HD	HB4802M2HD	HB4802M3HD	HB4802M4HD

## SUPPORTING FRAMES

fixing with screws	H4702	H4702 (x2)	H4702 (x3)	H4702 (x4)
with clips	H4702G	H4702G (x2)	H4702G (x3)	H4702G (x4)
luminous supporting frames (with screws) for elliptic cover plates	HB4702X			

# GERMAN AND FRENCH STANDARD RECTANGULAR COVER PLATES: TABLE FOR SELECTING CODES

MODULES						
	HORIZONTAL			HORIZONTAL/VERTICAL		
	2	2+2	2+2+2	2+2+2+2	2+2	2+2+2
		centre distance 71mm	centre distance 71mm	centre distance 71mm	centre distance 57 mm	centre distance 57 mm

## RECTANGULAR COVER PLATES

MONOCHROME							
	AXOLUTE white	HA4802HD	HA4802M2HHD	HA4802M3HHD	HA4802M4HHD	HA4832M2HD	HA4832M3HD
	Tech	HA4802HC	HA4802M2HHC	HA4802M3HHC	HA4802M4HHC	HA4832M2HC	HA4832M3HC
	Anthracite	HA4802HS	HA4802M2HHS	HA4802M3HHS	HA4802M4HHS	HA4832M2HS	HA4832M3HS
METALLIZED							
	brushed aluminium	HA4802XC	HA4802M2HXC	HA4802M3HXC	HA4802M4HXC	HA4832/2XC	HA4832/3XC
	brushed anthracite	HA4802XS	HA4802M2HXS	HA4802M3HXS	HA4802M4HXS	HA4832/2XS	HA4832/3XS
	brushed titanium	HA4802NX	HA4802M2HNX	HA4802M3HNX	HA4802M4HNX	HA4832/2NX	HA4832/3NX
LACQUERED							
	white Limoges	HA4802BG	HA4802M2HBG	HA4802M3HBG	HA4802M4HBG	HA4832/2BG	HA4832/3BG
ANODIZED							
	brushed chrome	HA4802CR	HA4802M2HCR	HA4802M3HCR	HA4802M4HCR	HA4832/2CR	HA4832/3CR
	brushed bronze	HA4802BR	HA4802M2HBR	HA4802M3HBR	HA4802M4HBR	HA4832/2BR	HA4832/3BR
	silver mat	HA4802SAN	HA4802M2HSAN	HA4802M3HSAN	HA4802M4HSAN	HA4832M2SAN	HA4832M3SAN
WOOD							
	teak	HA4802LTK	HA4802M2HLTK	HA4802M3HLTK	HA4802M4HLTK	HA4832/2LTK	HA4832/3LTK
	wenge	HA4802LWE	HA4802M2HLWE	HA4802M3HLWE	HA4802M4HLWE	HA4832/2LWE	HA4832/3LWE
GLASS							
	black glass	HA4802VNN	HA4802M2HVNN	HA4802M3HVNN	HA4802M4HVNN	HA4832/2VNN	HA4832/3VNN
	kristall glass	HA4802VKA	HA4802M2HVKA	HA4802M3HVKA	HA4802M4HVKA	HA4832/2VKA	HA4832/3VKA
	mirror glass	HA4802VSA	HA4802M2HVSA	HA4802M3HVSA	HA4802M4HVSA	HA4832/2VSA	HA4832/3VSA
	white glass	HA4802VBB	HA4802M2HVBB	HA4802M3HVBB	HA4802M4HVBB	HA4832M2VBB	HA4832M3VBB
NIGHTER AND WHICE							
	Nighter	HA4802VNB	HA4802M2HVNB	HA4802M3HVNB	HA4802M4HVNB	HA4832M2VNB	HA4832M3VNB
	Whice	HA4802VSW	HA4802M2HVSW	HA4802M3HVSW	HA4802M4HVSW	HA4832M2VSW	HA4832M3VSW
STONE							
	slate	HA4802RLV	HA4802M2HRLV	HA4802M3HRLV	HA4802M4HRLV	HA4832/2RLV	HA4832/3RLV
	Carrara marble	HA4802RMC	HA4802M2HRMC	HA4802M3HRMC	HA4802M4HRMCH	HA4832/2RMC	HA4832/3RMC
SWAROVSKY ELEMENTS							
	Crystal	HA4802SWC					
	Light Peach	HA4802RLV					

## SUPPORTING FRAMES

fixing with screws	H4702	H4702 (x2)	H4702 (x3)	H4702 (x4)	H4732/2	H4732/3
with clips	H4702G	H4702G (x2)	H4702G (x3)	H4702G (x4)	H4732/2G	H4732/3G
luminous supporting frames (with screws) for rectangular cover plates	HA4702X					

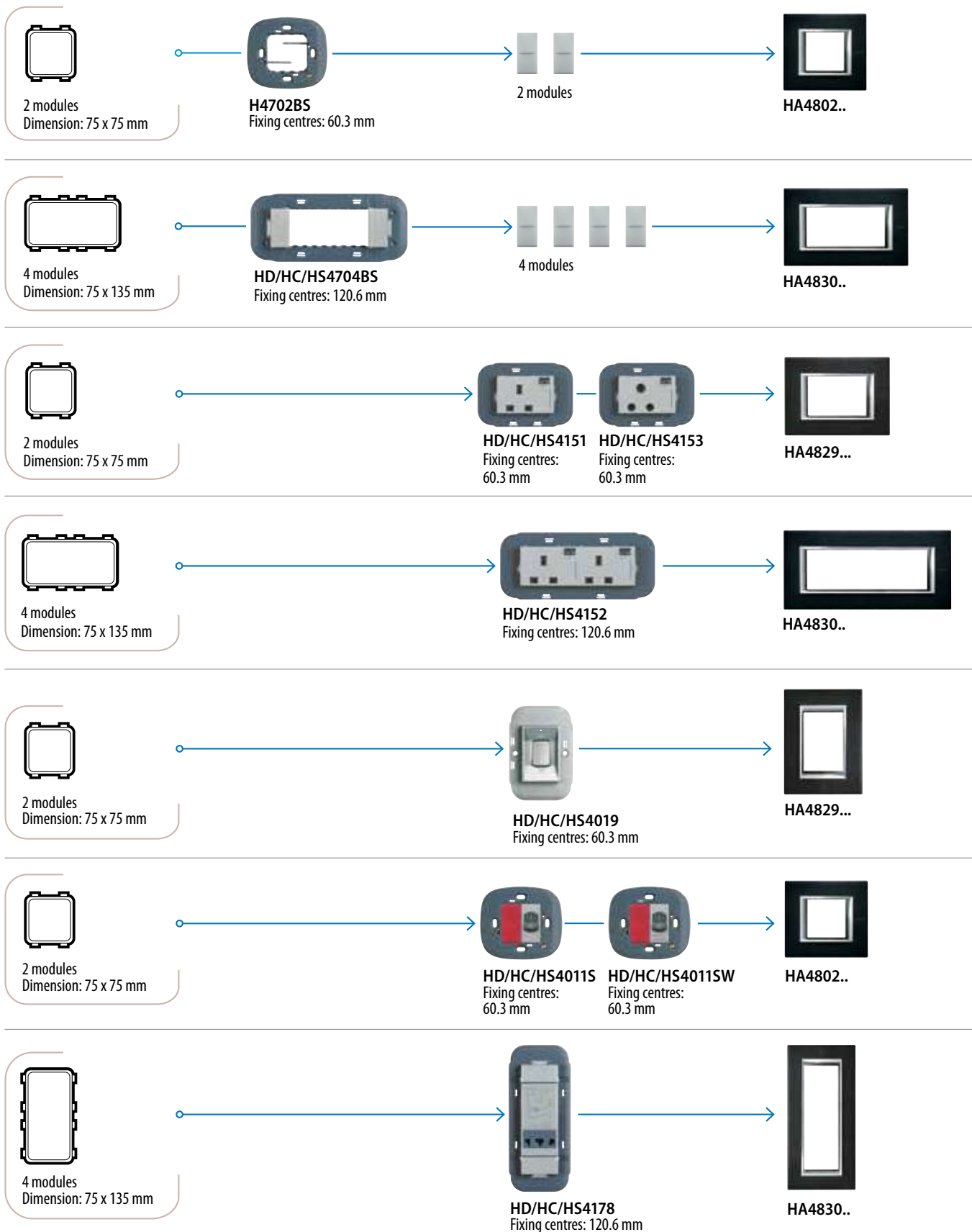
# BRITISH STANDARD ASSEMBLY

## Boxes

## Supporting frames

## No. of modules

## Cover plates



**NOTE:** before installing boxes, check plate dimensions (see pages Dimensional data)  
Devices available in white, tech and atracite colour.

# BRITISH STANDARD RECTANGULAR COVER PLATES: TABLE FOR SELECTING CODES

MODULES		SWITCH SOCKETS		45 A SWITCHES	32A SWITCHES	"SHAVER SUPPLY UNIT"
2	4	1 gang HD-HC-HS4151 HD-HC-HS4153	2 gang HD-HC-HS4152	HD-HC-HS4019	HD-HC-HS4011S HD-HC-HS4011SW	HD-HC-HS4178

## RECTANGULAR COVER PLATES

MONOCHROME								
	AXOLUTE white	HA4802HD	HA4830HD	HA4829HD	HA4830HD	HA4829HD	HA4802HD	HA4830HD
	Tech	HA4802HC	HA4830HC	HA4829HC	HA4830HC	HA4829HC	HA4802HC	HA4830HC
	Anthracite	HA4802HS	HA4830HS	HA4829HS	HA4830HS	HA4829HS	HA4802HS	HA4830HS
ALUMINIUM								
	brushed aluminium	HA4802XC	HA4830XC	HA4829XC	HA4830XC	HA4829XC	HA4802XC	HA4830XC
	brushed anthracite	HA4802XS	HA4830XS	HA4829XS	HA4830XS	HA4829XS	HA4802XS	HA4830XS
	brushed titanium	HA4802NX	HA4830NX	HA4829NX	HA4830NX	HA4829NX	HA4802NX	HA4830NX
LACQUERED								
	white Limoges	HA4802BG	HA4802M2HBG	HA4802M3HBG	HA4802M4HBG	HA4832/2BG	HA4832/3BG	
ANODIZED								
	brushed chrome	HA4802CR	HA4830CR	HA4829CR	HA4830CR	HA4829CR	HA4802CR	HA4830CR
	brushed bronze	HA4802BR	HA4830BR	HA4829BR	HA4830BR	HA4829BR	HA4802BR	HA4830BR
	brushed mercury	HA4802AZ	HA4830AZ	HA4829AZ	HA4830AZ	HA4829AZ	HA4802AZ	HA4830AZ
	silver mat	HA4802SAN	HA4830SAN	HA4829SAN	HA4830SAN	HA4829SAN	HA4802SAN	HA4830SAN
WOOD								
	teak	HA4802LTK	HA4830LTK	HA4829LTK	HA4830LTK	HA4829LTK	HA4802LTK	HA4830LTK
	wenge	HA4802LWE	HA4830LWE	HA4829LWE	HA4830LWE	HA4829LWE	HA4802LWE	HA4830LWE
GLASS								
	black glass	HA4802VNN	HA4830VNN	HA4829VNN	HA4830VNN	HA4829VNN	HA4802VNN	HA4830VNN
	kristall glass	HA4802VKA	HA4830VKA	HA4829VKA	HA4830VKA	HA4829VKA	HA4802VKA	HA4830VKA
	mirror glass	HA4802VSA	HA4830VSA	HA4829VSA	HA4830VSA	HA4829VSA	HA4802VSA	HA4830VSA
	white glass	HA4802VBB	HA4830VBB	HA4829VBB	HA4830VBB	HA4829VBB	HA4802VBB	HA4830VBB
NIGHTER AND WHICE								
	Nighter	HA4802VNB	HA4830VNB	HA4829VNB	HA4830VNB	HA4829VNB	HA4802VNB	HA4830VNB
	Whice	HA4802VSW	HA4830VSW	HA4829VSW	HA4830VSW	HA4829VSW	HA4802VSW	HA4830VSW
STONE								
	slate	HA4802RLV	HA4830RLV	HA4829RLV	HA4830RLV	HA4829RLV	HA4802RLV	HA4830RLV
	Carrara marble	HA4802RMC	HA4830RMC	HA4829RMC	HA4830RMC	HA4829RMC	HA4802RMC	HA4830RMC

## SUPPORTING FRAMES

fixing with screws	HA4702BS
with white screw caps	HD4704BS
with aluminium screw caps	HC4704BS
with anthracite screw caps	HS4704BS
luminous supporting frames (with screws)	HA4702X
for rectangular cover plates	

Items conform to BS 5733

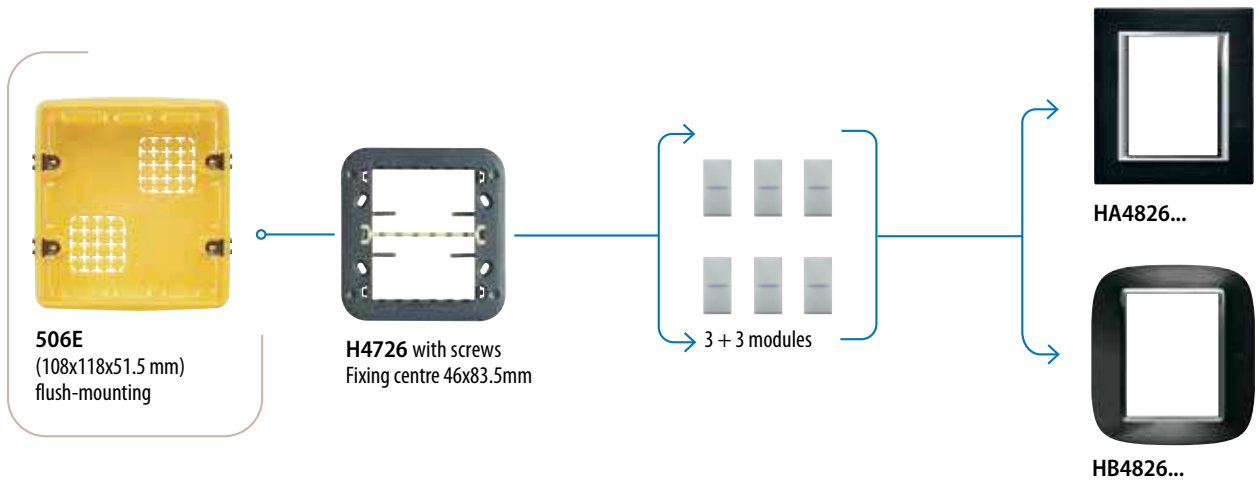
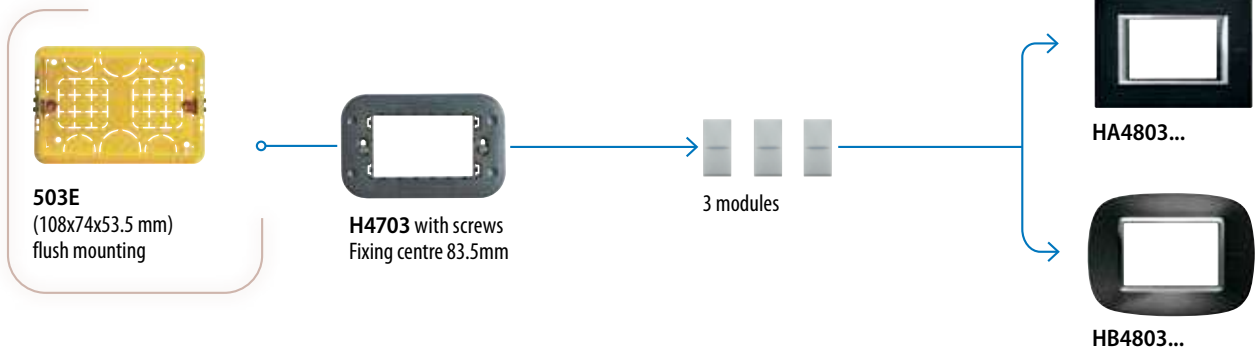
# AMERICAN STANDARD ASSEMBLY

Boxes

Supporting frames

No. of modules

Cover plates



**NOTE:** devices available in white, tech and athracite colour.

# AMERICAN STANDARD COVER PLATES: TABLE FOR SELECTING CODES

MODULES	
3	3+3

## RECTANGULAR COVER PLATES

MONOCHROME			
	AXOLUTE white	HA4803HD	HA4826HD
	TECH	HA4803HC	HA4826HC
	Anthracite	HA4803HS	HA4826HS
ALUMINIUM			
	brushed aluminium	HA4803XC	HA4826XC
	brushed anthracite	HA4803XS	HA4826XS
	brushed titanium	HA4803NX	HA4826NX
LAQUERED			
	white Limoges	HA4803BG	HA4826BG
ANODIZED			
	brushed chrome	HA4803CR	HA4826CR
	brushed bronze	HA4803BR	HA4826BR
	silver mat	HA4803SAN	HA4826SAN
WOOD			
	teak	HA4803LTK	HA4826LTK
	wenge	HA4803LWE	HA4826LWE
GLASS			
	black glass	HA4803VNN	HA4826VNN
	kristall glass	HA4803VKA	HA4826VKA
	mirror glass	HA4803VSA	HA4826VSA
	white glass	HA4803VBB	HA4826VBB
NIGHTER AND WHICE			
	Nighter	HA4803VNB	HA4826VNB
	Whice	HA4803VSW	HA4826VSW
STONE			
	slate	HA4803RLV	HA4826RLV
	Carrara marble	HA4803RMC	HA4826RMC

## SUPPORTING FRAMES

fixing with screws	H4703	H4726
luminous supporting frames (with screws) for rectangular cover plates	HA4703X	

MODULES	
3	3+3

## ELLIPTIC COVER PLATES

METALLIZED			
	AXOLUTE aluminium	HB4803XC	HB4826XC
	AXOLUTE anthracite	HB4803XS	HB4826XS
LIQUID			
	liquid white	HB4803DB	HB4826DB
	liquid ivory	HB4803DA	HB4826DA
GLOSSY			
	shiny gold	HB4803OR	HB4826OR
	light titanium	HB4803TC	HB4826TC
	silver mat	HB4803SAN	HB4826SAN
	gold mat	HB4803OSN	HB4826OSN
STEEL			
	shiny Alessi stainl. steel	HB4803AXL	HB4826AXL
	brushed Alessi stainl. steel	HB4803AXS	HB4826AXS
WHITE			
	AXOLUTE white	HB4803HD	HB4826HD

## SUPPORTING FRAMES

fixing with screws	H4703	H4726
luminous supporting frames (with screws) for elliptic cover plates	HB4703X	

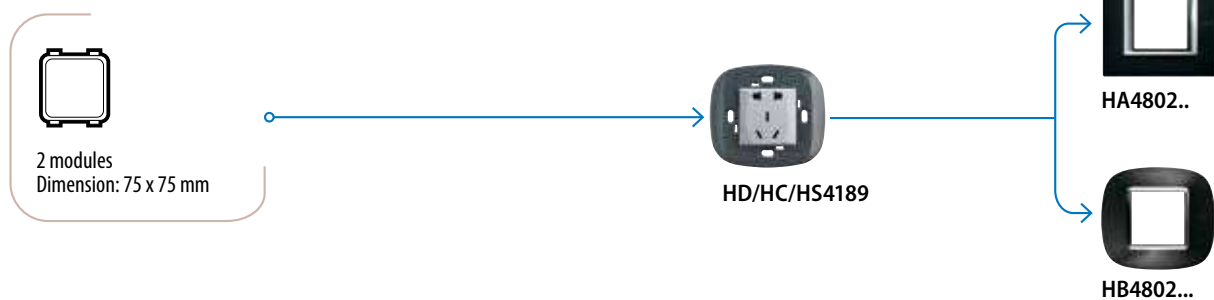
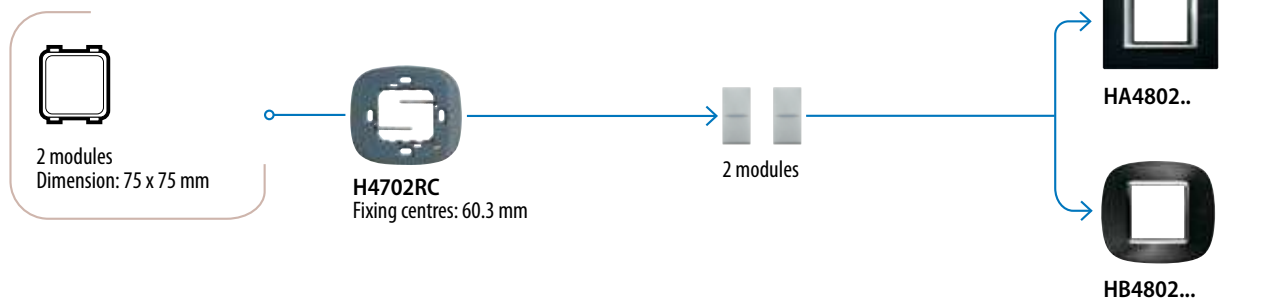
# CHINA STANDARD ASSEMBLY

Boxes





















Supporting frames












No. of modules

Cover plates



# CHINA STANDARD COVER PLATES: TABLE FOR SELECTING CODES

MODULES		
2		
<b>RECTANGULAR COVER PLATES</b>		
<b>MONOCHROME</b>		
	AXOLUTE white	HA4802HD
	Tech	HA4802HC
	Anthracite	HA4802HS
<b>ALUMINIUM</b>		
	brushed aluminium	HA4802XC
	brushed anthracite	HA4802XS
	brushed titanium	HA4802NX
<b>LACQUERED</b>		
	white Limoges	HA4802BG
<b>ANODIZED</b>		
	brushed chrome	HA4802CR
	brushed bronze	HA4802BR
	silver mat	HA4802SAN
<b>WOOD</b>		
	teak	HA4802LTK
	wenge	HA4802LWE
<b>GLASS</b>		
	black glass	HA4802VNN
	kristall glass	HA4802VKA
	mirror glass	HA4802VSA
	white glass	HA4802VBB
<b>NIGHTER AND WHICE</b>		
	Nighter	HA4802VNB
	Whice	HA4802VSW
<b>STONE</b>		
	slate	HA4802RLV
	Carrara marble	HA4802RMC

MODULES		
2		
<b>ELLIPTIC COVER PLATES</b>		
<b>METALIZED</b>		
	AXOLUTE aluminium	HB4802XC
	AXOLUTE anthracite	HB4802XS
<b>LIQUID</b>		
	liquid white	HB4802DB
	liquid ivory	HB4802DA
<b>GLOSSY</b>		
	shiny gold	HB4802OR
	light titanium	HB4802TC
	silver mat	HB4802SAN
	gold mat	HB4802OSN
<b>STEEL</b>		
	shiny Alessi stainless steel	HB4802AXL
	brushed Alessi stainless steel	HB4802AXS
<b>WHITE</b>		
	AXOLUTE white	HB4802HD

## SUPPORTING FRAMES

with screws	H4702RC	H4702RC
-------------	---------	---------



# AXOLUTE AIR ASSEMBLY

Boxes

Supporting frames

No. of modules

Cover plates

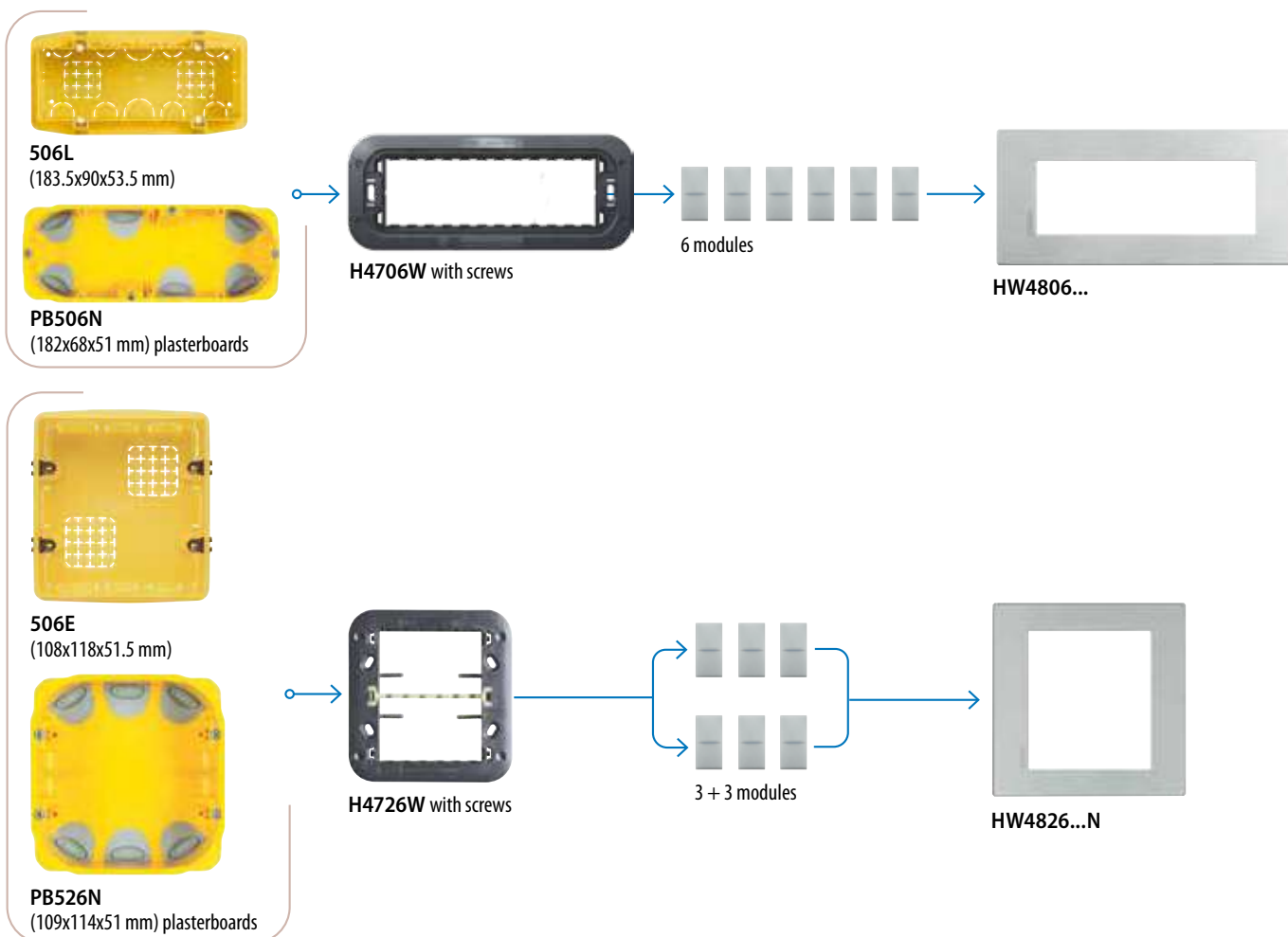


### Boxes

### Supporting frames

### No. of modules

### Cover plates



## TABLE FOR SELECTING CODES

### Modules

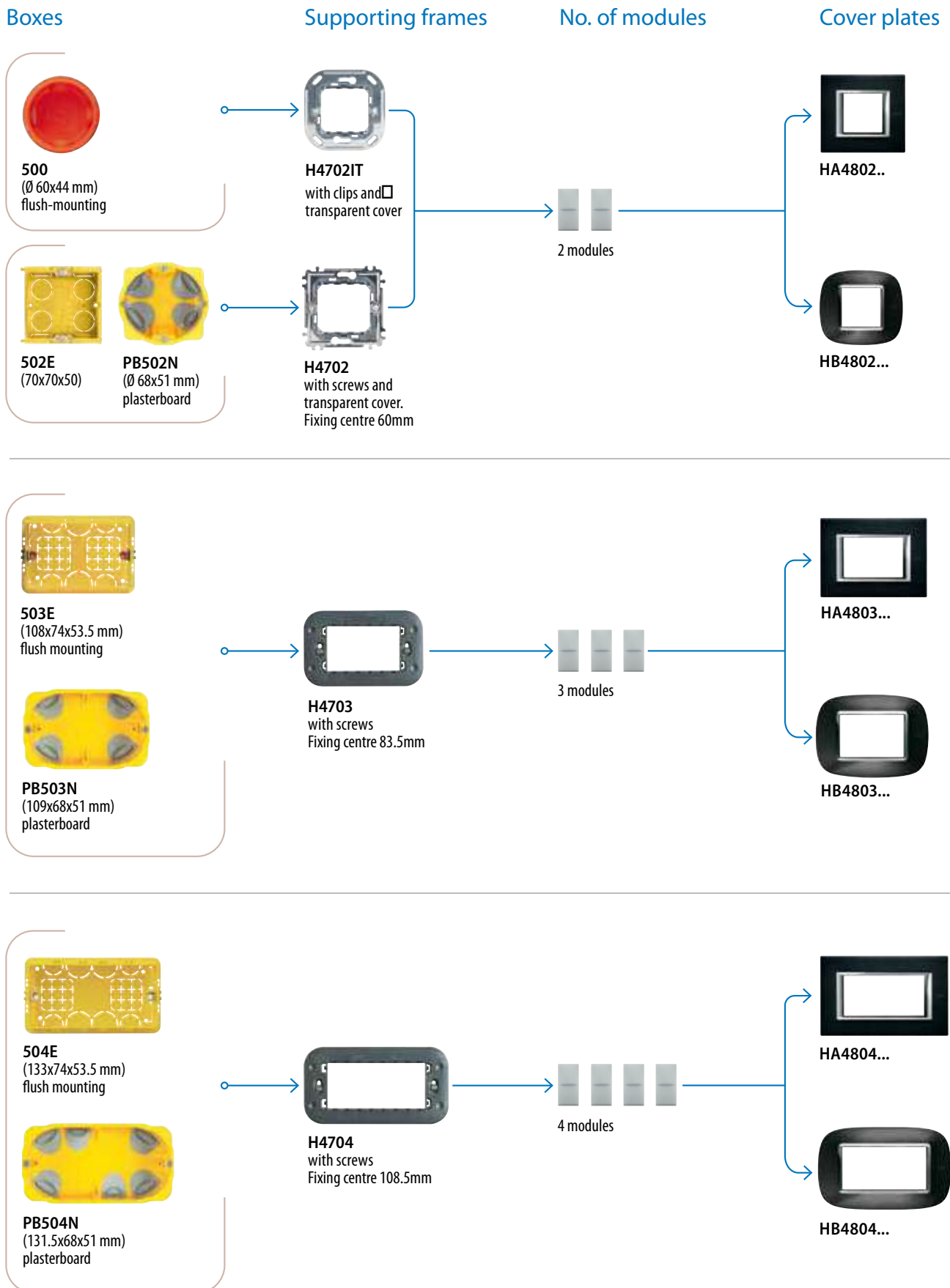
		2	3	4	6	3+3
<b>MONOCHROME</b>						
	White Axolute	HW4819HD	HW4803HD	HW4804HD	HW4806HD	HW4826HDN
	Tech	HW4819HC	HW4803HC	HW4804HC	HW4806HC	HW4826HCN
	Anthracite	HW4819HS	HW4803HS	HW4804HS	HW4806HS	HW4826HSN
<b>BRUSHED</b>						
	Brushed Titanium	HW4819CRS	HW4803CRS	HW4804CRS	HW4806CRS	HW4826CRS
	Brushed chrome	HW4819TIS	HW4803TIS	HW4804TIS	HW4806TIS	HW4826TIS
<b>SOFT</b>						
	Matt white	HW4819AW	HW4803AW	HW4804AW	HW4806AW	HW4826AWN
	Sand	HW4819SB	HW4803SB	HW4803SB	HW4803SB	HW4803SB
	Eclipse	HW4819XN	HW4803XN	HW4803XN	HW4803XN	HW4803XN

### Supporting frames

with screws	H4703W	H4703W	H4704W	H4706W	H4726W
-------------	--------	--------	--------	--------	--------

**Note:** contact the BTicino sales technicians for the installation of MyHOME 3.5 screen and Videodisplay

# ITALIAN STANDARD ASSEMBLY



**NOTE:** devices available in white, tech and atrhacite colour.

Boxes



**506L**  
(183.5x90x53.5 mm)  
flush-mounting




**PB506N**  
(182x68x51 mm)  
plasterboard

Supporting frames



**H4706**  
with screws  
Fixing centre 100x60mm

No. of modules



6 modules


Cover plates



**HA4806...**




**HB4806...**



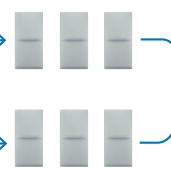
**506E**  
(108x118x51.5 mm)  
flush-mounting



**PB526N**  
(109x114x51 mm)  
plasterboard



**H4726**  
with screws  
Fixing centre 46x83.5mm



3 + 3 modules



**HA4826...**

























**HB4826...**

# ITALIAN STANDARD RECTANGULAR COVER PLATES: TABLE FOR SELECTING CODES

## MODULES

2                      3                      4                      6                      3 + 3

## RECTANGULAR COVER PLATES

MONOCHROME						
	AXOLUTE white	HA4802HD	HA4803HD	HA4804HD	HA4806HD	HA4826HD
	Tech	HA4802HC	HA4803HC	HA4804HC	HA4806HC	HA4826HC
	Anthracite	HA4802HS	HA4803HS	HA4804HS	HA4806HS	HA4826HS
ALUMINIUM						
	brushed aluminium	HA4802XC	HA4803XC	HA4804XC	HA4806XC	HA4826XC
	brushed anthracite	HA4802XS	HA4803XS	HA4804XS	HA4806XS	HA4826XS
	brushed titanium	HA4802NX	HA4803NX	HA4804NX	HA4806NX	HA4826NX
LACQUERED						
	white Limoges	HA4802BG	HA4803BG	HA4804BG	HA4806BG	HA4826BG
ANODIZED						
	brushed chrome	HA4802CR	HA4803CR	HA4804CR	HA4806CR	HA4826CR
	brushed bronze	HA4802BR	HA4803BR	HA4804BR	HA4806BR	HA4826BR
	silver mat	HA4802SAN	HA4803SAN	HA4804SAN	HA4806SAN	HA4826SAN
WOOD						
	teak	HA4802LTK	HA4803LTK	HA4804LTK	HA4806LTK	HA4826LTK
	wenge	HA4802LWE	HA4803LWE	HA4804LWE	HA4806LWE	HA4826LWE
GLASS						
	black glass	HA4802VNN	HA4803VNN	HA4804VNN	HA4806VNN	HA4826VNN
	kristall glass	HA4802VKA	HA4803VKA	HA4804VKA	HA4806VKA	HA4826VKA
	mirror glass	HA4802VSA	HA4803VSA	HA4804VSA	HA4806VSA	HA4826VSA
	white glass	HA4802VBB	HA4803VBB	HA4804VBB	HA4806VBB	HA4826VBB
NIGHTER AND WHICE						
	Nighter	HA4802VNB	HA4803VNB	HA4804VNB	HA4806VNB	HA4826VNB
	Whice	HA4802VSW	HA4803VSW	HA4804VSW	HA4806VSW	HA4826VSW
STONE						
	slate	HA4802RLV	HA4803RLV	HA4804RLV	HA4806RLV	HA4826RLV
	Carrara marble	HA4802RMC	HA4803RMC	HA4804RMC	HA4806RMC	HA4826RMC
SWAROVSKY ELEMENTS						
	Crystal	HA4802SWC	HA4803SWC	HA4804SWC	-	HA4826SWC
	Light Peach	HA4802SWL	HA4803SWL	HA4804SWL	-	HA4826SWL

## SUPPORTING FRAMES

with screws		H4703	H4704	H4706	H4726
with clips	H4702IT				
luminous supporting frames (with screws) for rectangular cover plates	HA4702X	HA4703X	HA4704X		

# ITALIAN STANDARD ELLIPTIC COVER PLATES: TABLE FOR SELECTING CODES

## MODULES

	2	3	4	6	3+3
--	---	---	---	---	-----

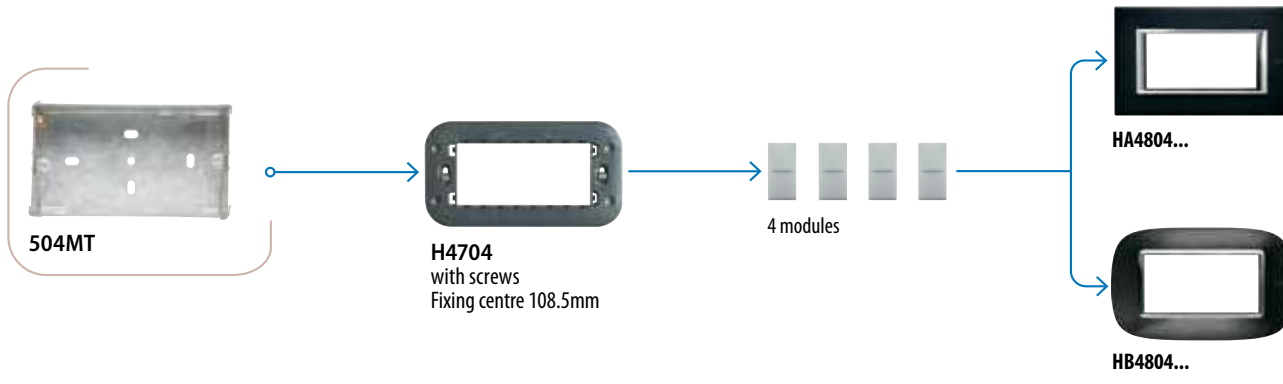
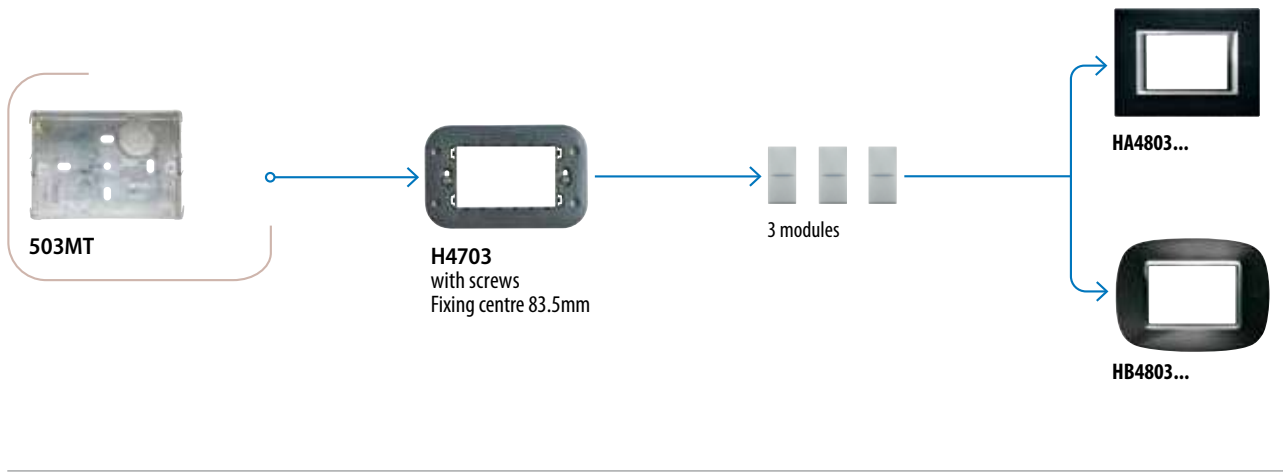
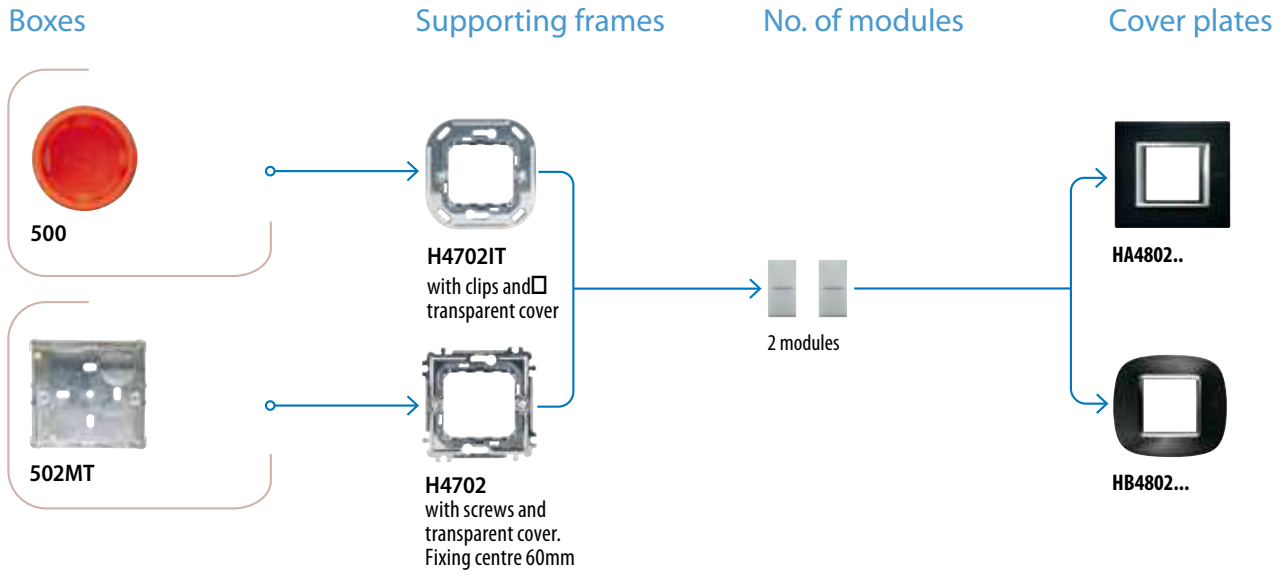
## ELLIPTIC COVER PLATES

METALIZED						
	AXOLUTE aluminium	HB4802XC	HB4803XC	HB4804XC	HB4806XC	HB4826XC
	AXOLUTE anthracite	HB4802XS	HB4803XS	HB4804XS	HB4806XS	HB4826XS
LIQUID						
	liquid white	HB4802DB	HB4803DB	HB4804DB	HB4806DB	HB4826DB
	liquid ivory	HB4802DA	HB4803DA	HB4804DA	HB4806DA	HB4826DA
GLOSSY						
	shiny gold	HB4802OR	HB4803OR	HB4804OR	HB4806OR	HB4826OR
	light titanium	HB4802TC	HB4803TC	HB4804TC	HB4806TC	HB4826TC
	silver mat	HB4802SAN	HB4803SAN	HB4804SAN	HB4806SAN	HB4826SAN
	gold mat	HB4802OSN	HB4803OSN	HB4804OSN	HB4806OSN	HB4826OSN
WHITE						
	AXOLUTE white	HB4802HD	HB4803HD	HB4804HD	HB4806HD	HB4826HD

## SUPPORTING FRAMES

with screws		H4703	H4704	H4706	H4726
with clips	H4702IT				
luminous supporting frames (with screws) for elliptic cover plates	HB4702X	HB4703X	HB4704X		

# INDIAN STANDARD ASSEMBLY



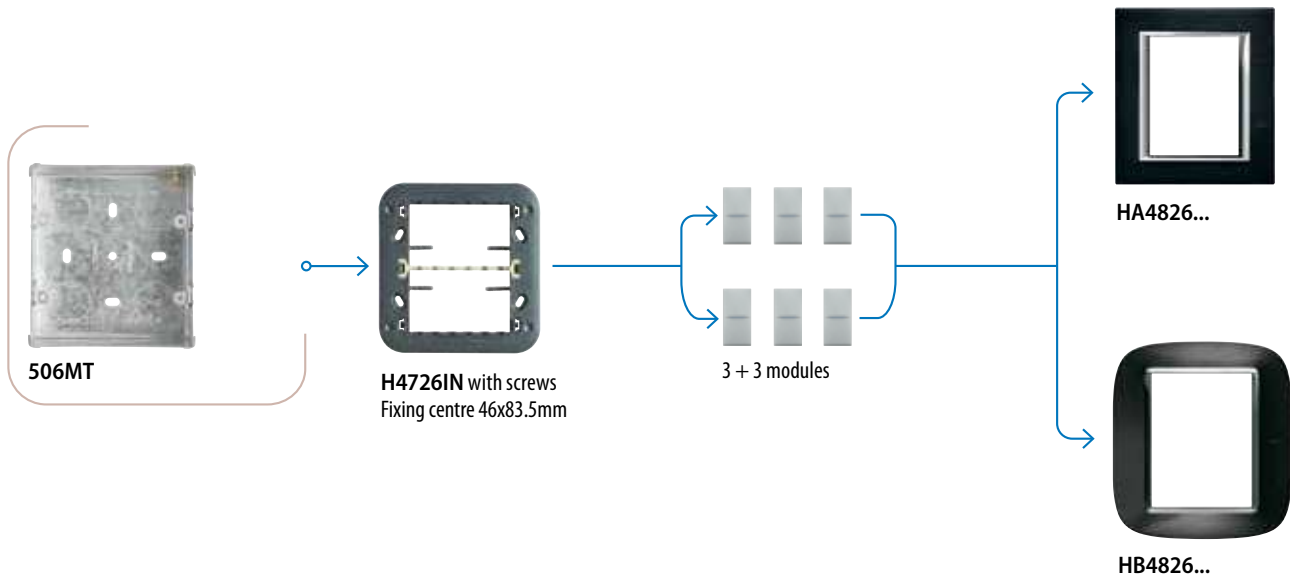
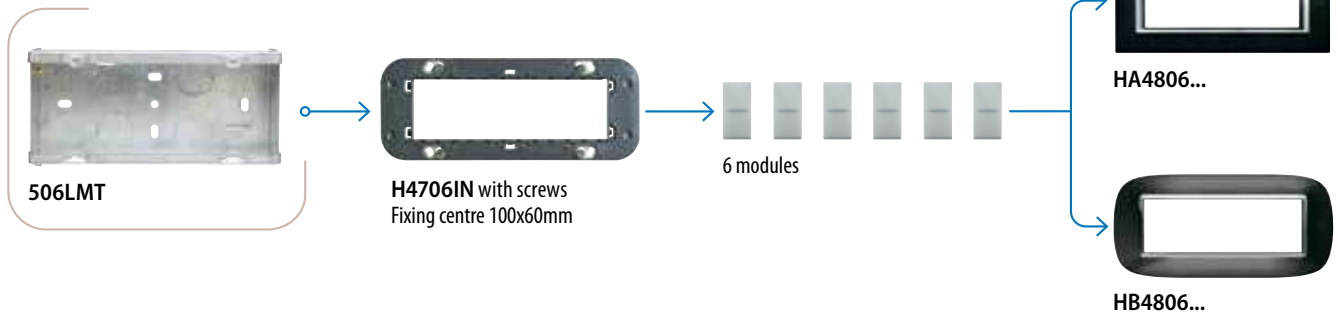
**NOTE:** devices available in white, tech and atracite colour.

Boxes

Supporting frames

No. of modules

Cover plates






# INDIAN STANDARD RECTANGULAR COVER PLATES: TABLE FOR SELECTING CODES

## MODULES




2                      3                      4                      6                      3 + 3

## RECTANGULAR COVER PLATES


### MONOCHROME

	AXOLUTE white	HA4802HD	HA4803HD	HA4804HD	HA4806HD	HA4826HD
	Tech	HA4802HC	HA4803HC	HA4804HC	HA4806HC	HA4826HC
	Anthracite	HA4802HS	HA4803HS	HA4804HS	HA4806HS	HA4826HS




### ALUMINIUM

	brushed aluminium	HA4802XC	HA4803XC	HA4804XC	HA4806XC	HA4826XC
	brushed anthracite	HA4802XS	HA4803XS	HA4804XS	HA4806XS	HA4826XS
	brushed titanium	HA4802NX	HA4803NX	HA4804NX	HA4806NX	HA4826NX



### LACQUERED

	white Limoges	HA4802BG	HA4803BG	HA4804BG	HA4806BG	HA4826BG
---	---------------	----------	----------	----------	----------	----------





### ANODIZED

	brushed chrome	HA4802CR	HA4803CR	HA4804CR	HA4806CR	HA4826CR
	brushed bronze	HA4802BR	HA4803BR	HA4804BR	HA4806BR	HA4826BR
	silver mat	HA4802SAN	HA4803SAN	HA4804SAN	HA4806SAN	HA4826SAN



### WOOD

	teak	HA4802LTK	HA4803LTK	HA4804LTK	HA4806LTK	HA4826LTK
	wenge	HA4802LWE	HA4803LWE	HA4804LWE	HA4806LWE	HA4826LWE



### GLASS

	black glass	HA4802VNN	HA4803VNN	HA4804VNN	HA4806VNN	HA4826VNN
	kristall glass	HA4802VKA	HA4803VKA	HA4804VKA	HA4806VKA	HA4826VKA
	mirror glass	HA4802VSA	HA4803VSA	HA4804VSA	HA4806VSA	HA4826VSA
	white glass	HA4802VBB	HA4803VBB	HA4804VBB	HA4806VBB	HA4826VBB



### NIGHTER AND WHICE

	Nighter	HA4802VNB	HA4803VNB	HA4804VNB	HA4806VNB	HA4826VNB
	Whice	HA4802VSW	HA4803VSW	HA4804VSW	HA4806VSW	HA4826VSW

### STONE

	slate	HA4802RLV	HA4803RLV	HA4804RLV	HA4806RLV	HA4826RLV
	Carrara marble	HA4802RMC	HA4803RMC	HA4804RMC	HA4806RMC	HA4826RMC

### SWAROVSKY ELEMENTS

	Crystal	HA4802SWC	HA4803SWC	HA4804SWC	-	HA4826SWC
	Light Peach	HA4802SWL	HA4803SWL	HA4804SWL	-	HA4826SWL

## SUPPORTING FRAMES

with screws	H4702IN	H4703IN	H4704IN	H4706IN	H4726IN
luminous supporting frames (with screws) for rectangular cover plates	HA4702X	HA4703X	HA4704X		

**NOTE:** devices available in the following colours: white, tech, anthracite.

# INDIAN STANDARD ELLIPTIC COVER PLATES: TABLE FOR SELECTING CODES

## MODULES

2                      3                      4                      6                      3+3

## ELLIPTIC COVER PLATES

### METALIZED

	AXOLUTE aluminium	HB4802XC	HB4803XC	HB4804XC	HB4806XC	HB4826XC
	AXOLUTE anthracite	HB4802XS	HB4803XS	HB4804XS	HB4806XS	HB4826XS

### LIQUID

	liquid white	HB4802DB	HB4803DB	HB4804DB	HB4806DB	HB4826DB
	liquid ivory	HB4802DA	HB4803DA	HB4804DA	HB4806DA	HB4826DA

### GLOSSY

	shiny gold	HB4802OR	HB4803OR	HB4804OR	HB4806OR	HB4826OR
	light titanium	HB4802TC	HB4803TC	HB4804TC	HB4806TC	HB4826TC
	silver mat	HB4802SAN	HB4803SAN	HB4804SAN	HB4806SAN	HB4826SAN
	gold mat	HB4802OSN	HB4803OSN	HB4804OSN	HB4806OSN	HB4826OSN

### WHITE


	AXOLUTE white	HB4802HD	HB4803HD	HB4804HD	HB4806HD	HB4826HD
--	---------------	----------	----------	----------	----------	----------

with screws	H4702IN	H4703IN	H4704IN	H4706IN	H4726IN
-------------	---------	---------	---------	---------	---------

luminous supporting frames (with screws) for elliptic cover plates	HB4702X	HB4703X	HB4704X
--	---------	---------	---------

# WHICE-NIGHTER AND WHITE GLASS CONTROLS, TOUCH SCREEN AND VIDEODISPLAY - ASSEMBLY

## Boxes



**503E**  
(108x74x53.5 mm)  
flush mounting



**PB503N**  
(109x68x51 mm) plasterboard

## Supporting frames



**H4703** with screws  
Fixing centre 83.5mm

## No. of modules



**HC4657M3 - HD4657M3**



**HS4657M3**

## Cover plates



**504E**  
(133x74x53.5 mm)  
flush mounting



**PB504N**  
(131.5x68x51 mm) plasterboard



**H4704** with screws  
Fixing centre 108.5mm




**HC4657M4 - HD4657M4**



**HS4657M4**

# COVER PLATES



**Cover plates code \***  
 2 modules - HW4819...  
 3 modules - HW4803...  
 4 modules - HW4804...  
 6 modules - HW4806...  
 3+3 modules - HW4826..

## Matt white cover plate that can be painted



Before painting the matt white - AW cover plate



After Painting The Cover Plate

### SUGGESTIONS FOR USE

The MATT WHITE cover plate can also be painted.

#### PAINTING

The matt white paint of the cover plates - **AW** - can be used as a primer. Before painting with house paint, the surface should be sanded/matted for better adhesion. Resin-rich products (e.g. water-based varnishes) should be used.

#### Notes

- Do not paint the devices (keys, sockets, etc.)
- Paint the cover plate separately and mount it when it is dry

#### CLEANING THE COVER PLATE

Water-based detergents should be used. Using ethyl alcohol or other solvents which could damage or soften the paint is not recommended.



Art. H4802KY

**Note:** Use the tool with suction cups item H4892KY to remove the installed cover plates

\* see Axolute AIR assembly page for details

# RECTANGULAR COVER PLATES (2 MODULES)

MONOCHROME



Finishing: AXOLUTE white - HD



Finishing: Tech - HC



Finishing: Anthracite - HS

ALUMINIUM



Finishing: Brushed aluminium - XC



Finishing: Brushed anthracite - XS



Finishing: Brushed titanium - NX

LACQUERED



Finishing: White Limoges - BG

ANODIZED



Finishing: Brushed chrome - CR



Finishing: Brushed bronze - BR



Finishing: Silver - SAN

Finishes in fine material

WOOD				
	Finishing: Teak - LTK	Finishing: Wenge - LWE		
GLASS				
	Finishing: Black glass - VNN	Finishing: Kristall glass - VKA	Finishing: Mirror glass - VSA	
				
	Finishing: White glass - VBB			
NIGHTER AND WHICE				
	Finishing: Nighter - VNB	Finishing: Whice - VSW		
STONE			SWAROVSKY	
	Finishing: Slate - RLV	Finishing: Carrara marble - RMC		
				Finishing: Light peach - SWL

**NOTE ON WOODEN AND STONE COVER PLATES:** these cover plates are made with 100% natural materials, hence there could be small shade differences between one plate and the other. The photos are thus indicative.

# RECTANGULAR COVER PLATES (3 MODULES)

MONOCHROME



Finishing: AXOLUTE white - HD



Finishing: Tech - HC



Finishing: Anthracite - HS

ALUMINIUM



Finishing: Brushed aluminium - XC



Finishing: Brushed anthracite - XS



Finishing: Brushed titanium - NX

LACQUERED



Finishing: White Limoges - BG

ANODIZED



Finishing: Brushed chrome - CR



Finishing: Brushed bronze - BR



Finishing: Silver - SAN

## Finishes in fine material

<b>WOOD</b>			
	Finishing: Teak - LTK	Finishing: Wenge - LWE	
<b>GLASS</b>			
	Finishing: Black glass - VNN	Finishing: Kristall glass - VKA	Finishing: Mirror glass - VSA
			
	Finishing: White glass - VBB		
<b>NIGHTER AND WHICE</b>			
	Finishing: Nighter - VNB	Finishing: Whice - VSW	
<b>STONE</b>			
	Finishing: Slate - RLV	Finishing: Carrara marble - RMC	
		<b>SWAROVSKY</b>	
			
			Finishing: Crystal - SWC Finishing: Light peach - SWL

**NOTE ON WOODEN AND STONE COVER PLATES:** these cover plates are made with 100% natural materials, hence there could be small shade differences between one plate and the other. The photos are thus indicatory.

# ELLIPTIC COVER PLATES (2 MODULES)

METALIZED



Finishing: Axolute aluminum - XC



Finishing: Axolute anthracite - XS

LIQUID



Finishing: Liquid white - DB



Finishing: Liquid ivory - DA

GLOSSY



Finishing: Shiny gold - OR



Finishing: Silver mat - SAN



Finishing: Light titanium - TC



Finishing: Gold mat - OSN

WHITE



Finishing: AXOLUTE white - HD

## ELLIPTIC COVER PLATES (3 MODULES)

METALIZED



Finishing: Axolute aluminum - XC



Finishing: Axolute anthracite - XS

LIQUID



Finishing: Liquid white - DB



Finishing: Liquid ivory - DA

GLOSSY



Finishing: Shiny gold - OR



Finishing: Silver mat - SAN



Finishing: Light titanium - TC



Finishing: Gold mat - OSN

WHITE



Finishing: AXOLUTE white - HD

# AXOLUTE

## Special cover plates

### SWAROVSKI Elements

The brightness of Swarovski Elements crystals and the elegance of AXOLUTE, dress and enhance the switch with a unique and unmistakable style.

	Crystal	Light Peach
2 modules	HA4802SWC	HA4802SWL
3 modules	HA4803SWC	HA4803SWL
4 modules	HA4804SWC	HA4804SWL
3+3 modules	HA4826SWC	HA4826SWL



AXOLUTE SWAROVSKI CRYSTAL

AXOLUTE SWAROVSKI LIGHT PEACH

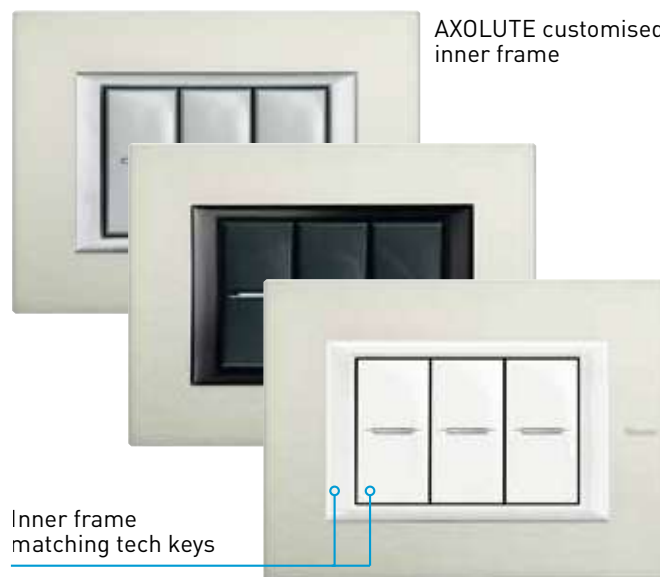
### Custom isations to order

The customer can request aesthetic variations of the AXOLUTE cover plates listed in our catalogue. Possible customisations:

**Inner frame:** the chrome inner frame can be supplied in different colours: white, aluminium and anthracite (the same as AXOLUTE mechanisms), bright or satin gold. Maximum chromatic coordination and discretion

**Tampography** all cover plates may be supplied with customised logos or symbols using one or more colours.

**Cove plates finishes:** we can supply rectangular cover plates in the typical colours of the elliptical and vice versa.



AXOLUTE customised inner frame

Inner frame matching tech keys

### Special finishes of the switches

BTicino offers, for special project, high quality and exclusive finishes

For information or specific requirements contact your local BTicino sales representative.

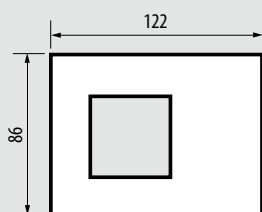


Special matt titanium AXOLUTE switches

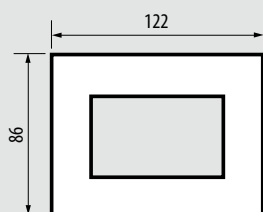
# DIMENSIONAL DATA

## Axolute AIR cover plates and support frames

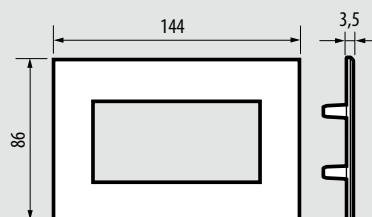
### AXOLUTE AIR COVER PLATES



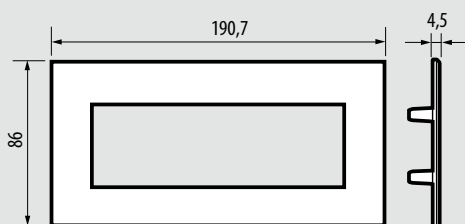
HW4802...



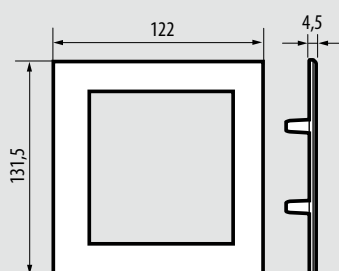
HW4803...



HW4804...



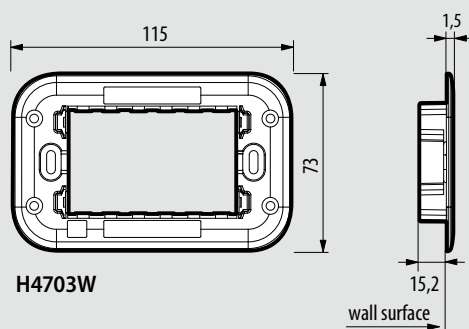
HW4806...



HW4826...

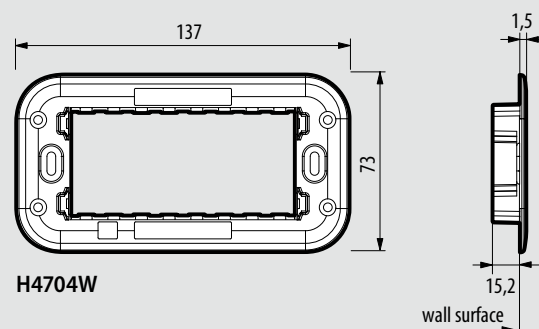
### AXOLUTE AIR SUPPORT FRAMES

#### 2 AND 3 MODULES



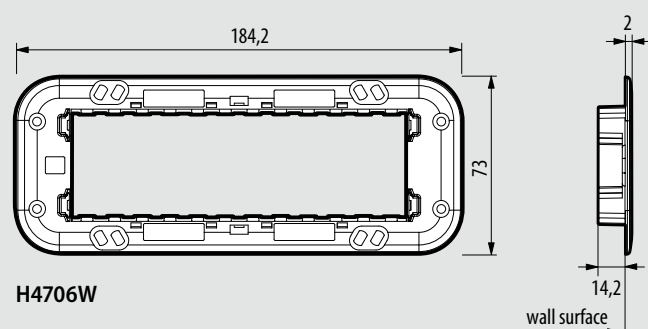
H4703W

#### 4 MODULES



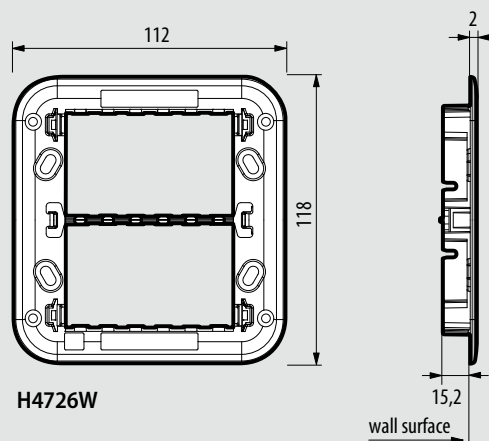
H4704W

#### 6 MODULES



H4706W

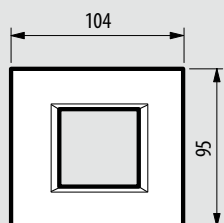
#### 3+3 MODULES



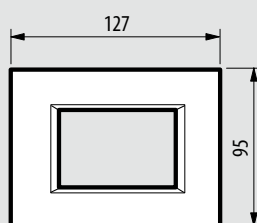
H4726W

# DIMENSIONAL DATA

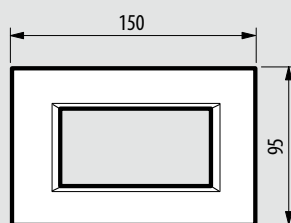
## Rectangular cover plates



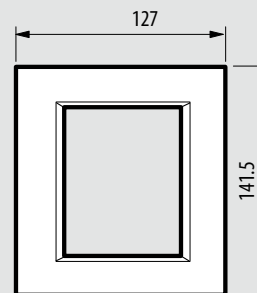
HA4802...



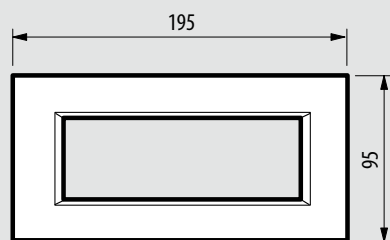
HA4803... - HC4657M3  
HA4829... - HS4657M3



HA4804... - HC4657M4  
- HS4657M4

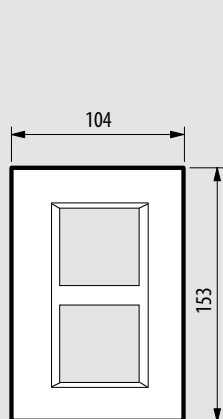


HA4826...

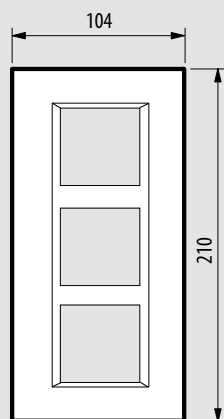


HA4806...  
HA4830...

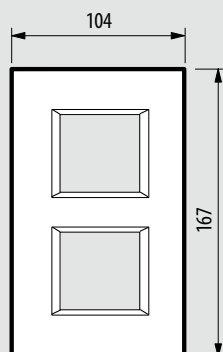
### CENTRE DISTANCE 57 mm HORIZONTAL/VERTICAL



HA4832/2... - HA4832M2...

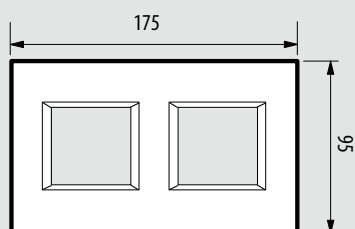


HA4832/3... - HA4832M3...

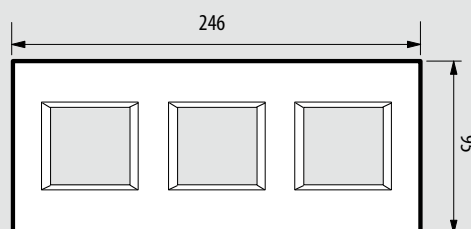


HA4802/2... - HA4802M2...

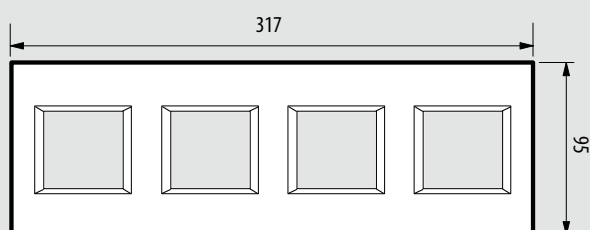
### CENTRE DISTANCE 71 mm - HORIZONTAL



HA4802M2H...



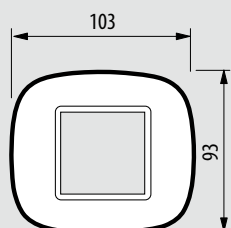
HA4802M3H...



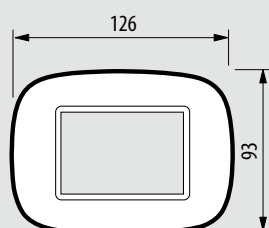
HA4802M4H...

# DIMENSIONAL DATA

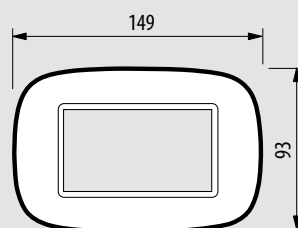
## Elliptic cover plates



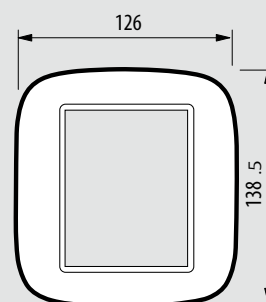
HB4802...



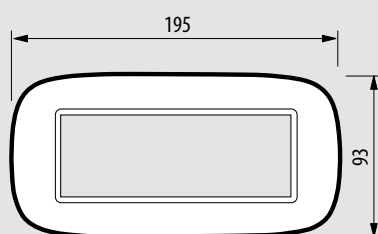
HB4803...



HB4804...

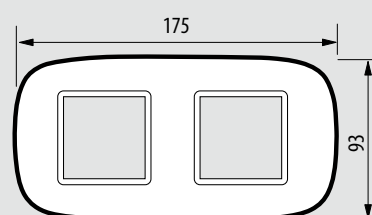


HB4826...

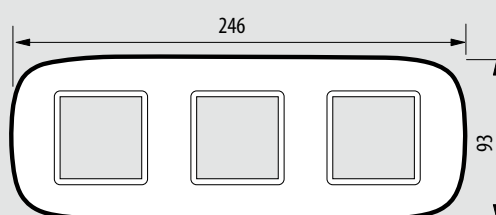


HB4806...

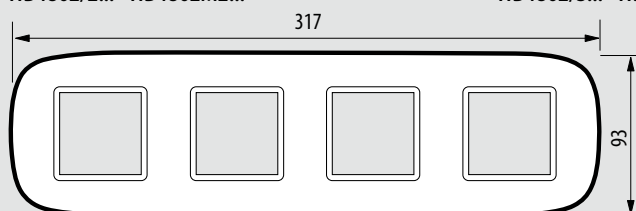
### CENTRE DISTANCE 71 mm - HORIZONTAL/VERTICAL



HB4802/2... - HB4802M2...



HB4802/3... - HB4802M3...



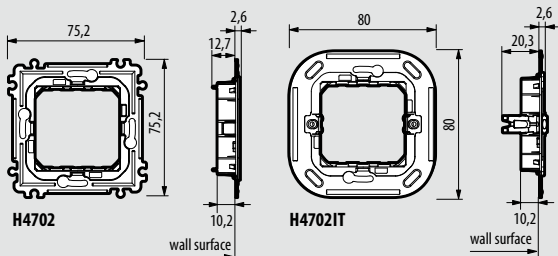
HB4802/4... - HB4802M4...

# DIMENSIONAL DATA

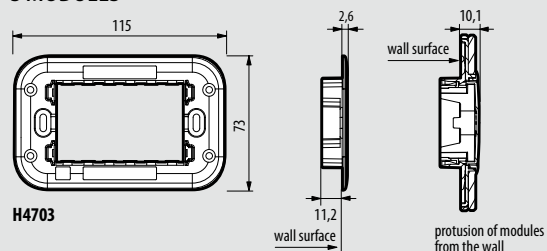
## Supporting frames - Devices

### MAIN SUPPORTING FRAMES

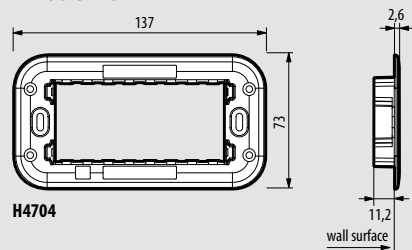
#### 2 MODULES



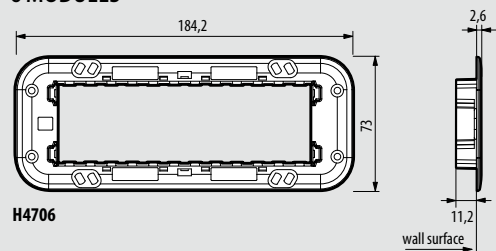
#### 3 MODULES



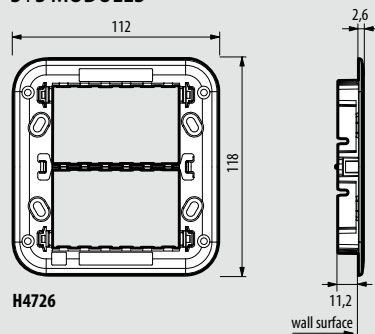
#### 4 MODULES



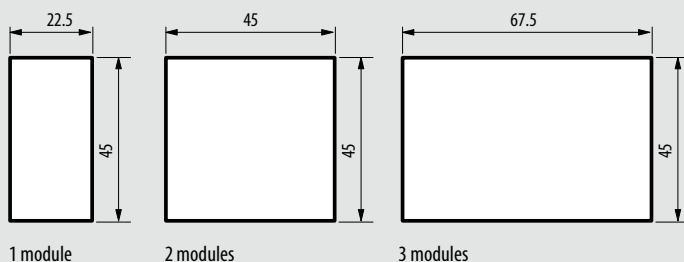
#### 6 MODULES



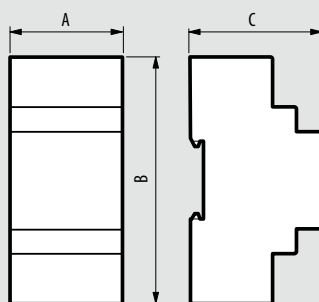
#### 3+3 MODULES



### MODULAR DEVICES



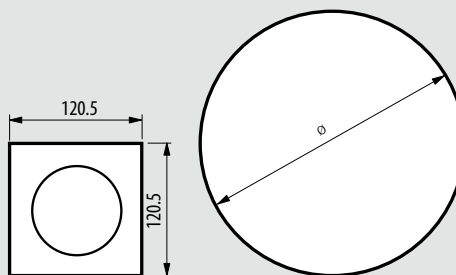
### DIN DEVICES



DIN dimension chart (mm)

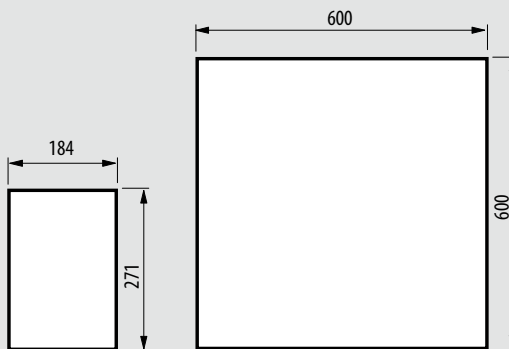
No. of Modules	A	B	C
1	17.5	90	60/61
2	35		
3	52.5		
4	70		
5	87.5		
6	105		
7	122.5		
8	140		
9	157.5		
10	175		

### NON MODULAR DEVICES



HD-HC-HS4565  
HD-HC-HS4070

L4566 - Ø240  
L4566/10 - Ø100



L4567

L4568

## BS EN REFERENCE TABLE


Devices	Ref.
HC4011S	BS EN 60669-1
HC4011SW	BS EN 60669-1
HC4019	BS EN 60669-1
HC4051/20	BS EN 60669-1
HC4053/20	BS EN 60669-1
HC4055B	BS EN 60669-1
HC4150	BS 1363-2
HC4151	BS 1363-2
HC4152	BS 1363-2
HC4153	BS 546
HC4178	BS EN 61558-2-5
HC4238M	BS 6312
HC4238S	BS 6312
HC4955/20	BS 5733
HC4955/45	BS 5733

Devices	Ref.
HD4011S	BS EN 60669-1
HD4011SW	BS EN 60669-1
HD4019	BS EN 60669-1
HD4051/20	BS EN 60669-1
HD4053/20	BS EN 60669-1
HD4055B	BS EN 60669-1
HD4150	BS 1363-2
HD4151	BS 1363-2
HD4152	BS 1363-2
HD4153	BS 546
HD4178	BS EN 61558-2-5
HD4238M	BS 6312
HD4238S	BS 6312
HD4955/20	BS 5733
HD4955/45	BS 5733

Devices	Ref.
HS4011S	BS EN 60669-1
HS4011SW	BS EN 60669-1
HS4019	BS EN 60669-1
HS4051/20	BS EN 60669-1
HS4053/20	BS EN 60669-1
HS4055B	BS EN 60669-1
HS4150	BS 1363-2
HS4151	BS 1363-2
HS4152	BS 1363-2
HS4153	BS 546
HS4178	BS EN 61558-2-5
HS4238M	BS 6312
HS4238S	BS 6312
HS4955/20	BS 5733
HS4955/45	BS 5733

Cover plates and supporting frames	Ref.
HA4702BS	BSS733
HA4829...	BSS733
HA4830...	
BS5733HC4704BS	BSS733
HS4704BS	BSS733

# NOTE





**BTicino** SpA  
Viale Borri, 231  
21100 Varese - Italy  
[www.bticino.com](http://www.bticino.com)

AD-EXAX20C/GB - Edizione 11 /2020

BTicino SpA reserves at any time the right to modify the contents of this booklet and to communicate, in any form and modality, the changes brought to the same.